

Transplantes Realizados (Série Histórica)

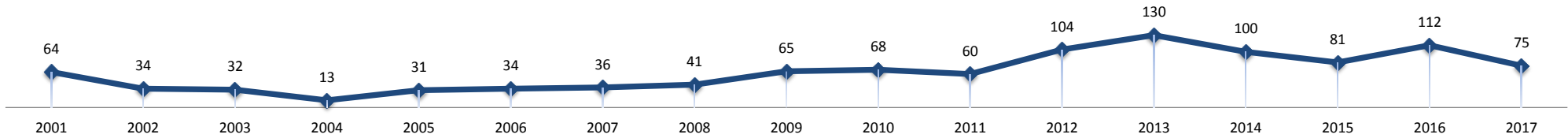
Rim

Região	UF	2001	2002	2003	2004	2005	2006	2007	2008	2009	2010	2011	2012	2013	2014	2015	2016	2017
CO	DF	64	34	32	13	31	34	36	41	65	68	60	104	130	100	81	112	75
CO	GO	76	69	97	95	83	72	57	44	74	73	91	67	68	63	83	84	114
CO	MS	53	44	66	40	42	49	49	49	14	24	22	41	46	0	2	2	17
CO	MT	28	30	25	29	3	1	1	8	4	0	0	0	0	0	0	0	0
N	AC	0	0	0	0	0	2	0	2	0	12	14	9	8	8	16	6	7
N	AM	0	2	7	23	17	23	15	21	25	24	32	70	41	19	50	16	0
N	AP	0	0	0	0	0	0	0	0	0	0	0	0	0	0	0	0	0
N	PA	36	22	21	50	40	42	19	19	22	37	53	49	53	45	54	57	72
N	RO	0	0	0	0	0	0	0	0	0	0	0	0	0	12	11	18	24
N	RR	0	0	0	0	0	0	0	0	0	0	0	0	0	0	0	0	0
N	TO	0	0	0	0	0	0	0	0	0	0	0	0	0	0	0	0	0
NE	AL	22	11	34	28	30	25	8	22	17	14	13	12	15	28	10	6	19
NE	BA	41	41	43	85	61	54	68	70	90	81	87	118	122	77	86	108	138
NE	CE	77	74	130	154	151	118	145	162	196	224	258	283	272	286	262	258	224
NE	MA	7	13	28	49	36	30	35	47	38	44	45	28	30	34	61	33	47
NE	PB	5	5	5	3	11	17	3	12	13	30	25	49	53	39	34	37	33
NE	PE	81	91	106	109	96	136	114	163	180	186	199	278	285	279	344	287	406
NE	PI	36	52	46	45	45	36	29	30	31	42	36	39	42	35	27	18	30
NE	RN	0	11	26	36	37	36	34	35	15	47	48	54	60	66	67	67	60
NE	SE	5	3	8	3	3	19	24	12	18	7	5	2	0	0	0	0	0
S	PR	187	207	189	205	239	226	266	284	322	314	418	430	455	432	461	543	607
S	RS	264	287	312	219	322	274	363	308	339	397	463	543	542	542	542	542	589
S	SC	83	90	102	110	132	160	181	215	258	224	266	243	267	292	237	251	268
SE	ES	91	81	82	89	95	55	57	87	95	96	80	106	101	99	71	82	107
SE	MG	388	324	334	382	308	282	345	417	452	528	482	564	536	553	574	563	620
SE	RJ	261	294	255	264	213	220	193	100	204	182	243	350	420	472	476	353	383
SE	SP	867	929	963	1.095	908	1.050	998	1.006	1.787	2.006	1.867	1.826	1.742	1.942	1.860	2.049	2.108
<b>Brasil</b>		<b>2.672</b>	<b>2.714</b>	<b>2.911</b>	<b>3.126</b>	<b>2.903</b>	<b>2.961</b>	<b>3.040</b>	<b>3.154</b>	<b>4.259</b>	<b>4.660</b>	<b>4.807</b>	<b>5.265</b>	<b>5.288</b>	<b>5.423</b>	<b>5.409</b>	<b>5.492</b>	<b>5.948</b>
CO	<b>Centro Oeste</b>	221	177	220	177	159	156	143	142	157	165	173	212	244	163	166	198	206
N	<b>Norte</b>	36	24	28	73	57	67	34	42	47	73	99	128	102	84	131	97	103
NE	<b>Nordeste</b>	274	301	426	512	470	471	460	553	598	675	716	863	879	844	891	814	957
S	<b>Sul</b>	534	584	603	534	693	660	810	807	919	935	1.147	1.216	1.264	1.266	1.240	1.336	1.464
SE	<b>Sudeste</b>	1.607	1.628	1.634	1.830	1.524	1.607	1.593	1.610	2.538	2.812	2.672	2.846	2.799	3.066	2.981	3.047	3.218

Fontes dos Dados: CETs - Centrais Estaduais de Transplantes/ REDOME/ TabWin

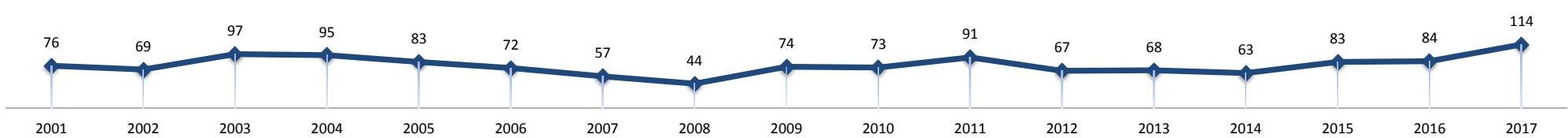
Transplantes Realizados (Série Histórica) Rim

DF



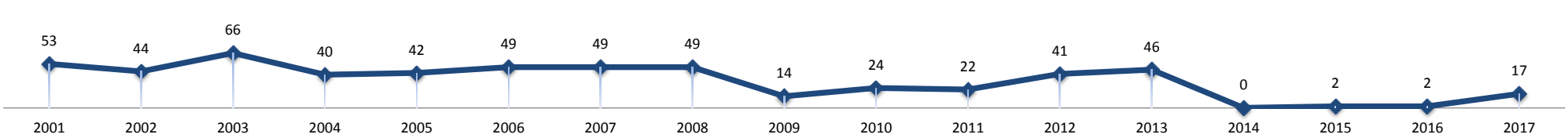
Transplantes Realizados (Série Histórica) Rim

GO



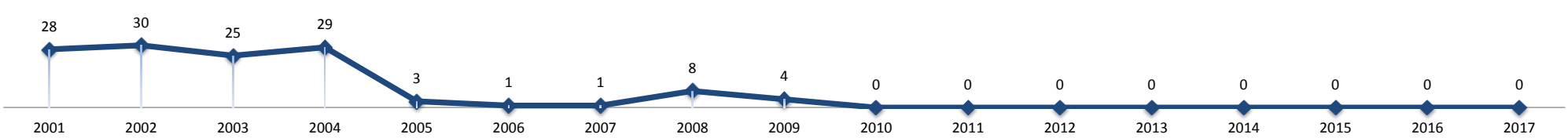
Transplantes Realizados (Série Histórica) Rim

MS



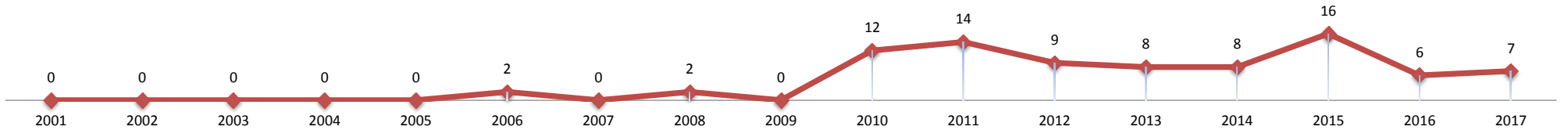
Transplantes Realizados (Série Histórica) Rim

MT



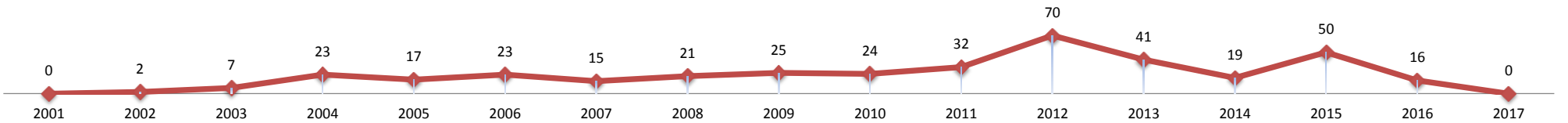
### Transplantes Realizados (Série Histórica) Rim

AC



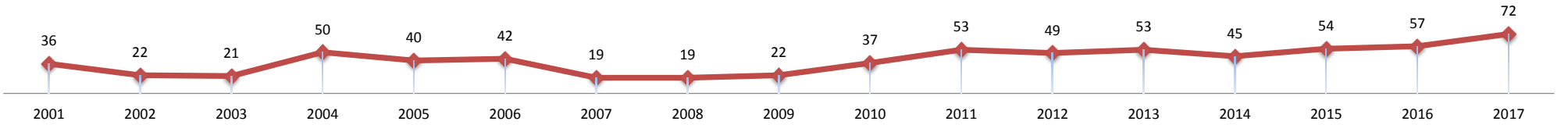
### Transplantes Realizados (Série Histórica) Rim

AM



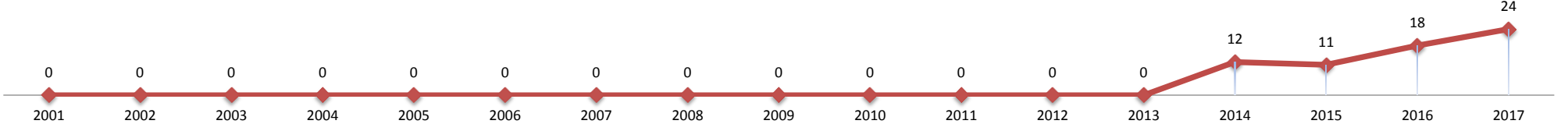
### Transplantes Realizados (Série Histórica) Rim

PA



### Transplantes Realizados (Série Histórica) Rim

RO



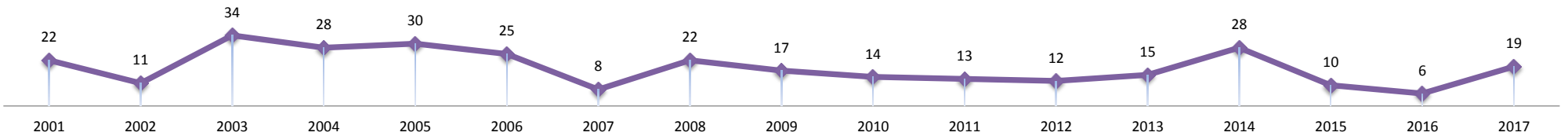
### Transplantes Realizados (Série Histórica) Rim

TO



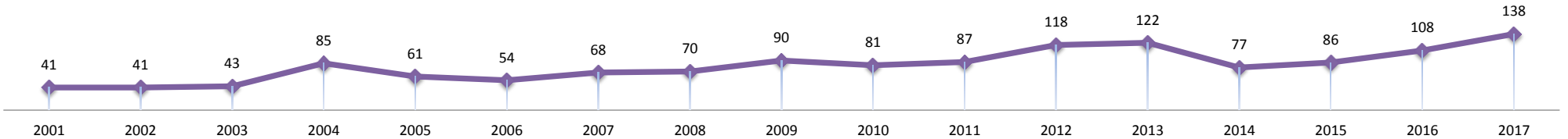
### Transplantes Realizados (Série Histórica) Rim

AL



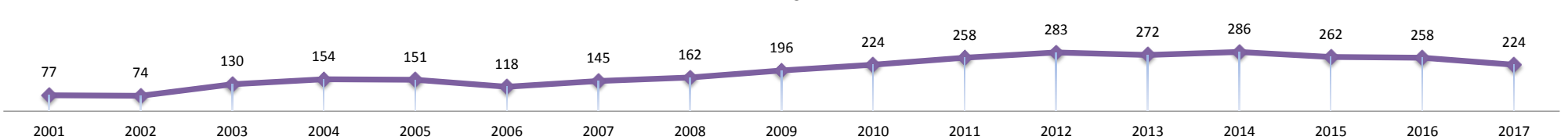
### Transplantes Realizados (Série Histórica) Rim

BA



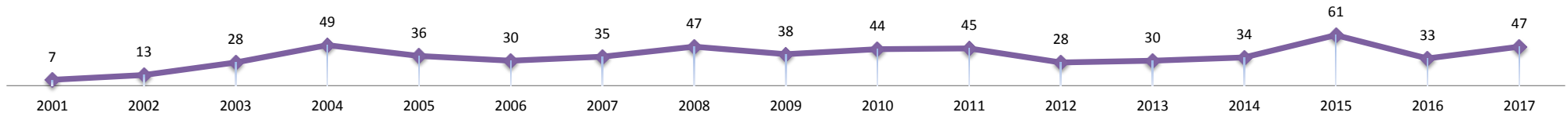
### Transplantes Realizados (Série Histórica) Rim

CE



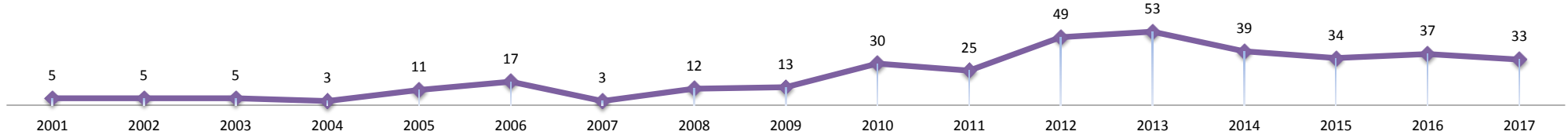
### Transplantes Realizados (Série Histórica) Rim

MA



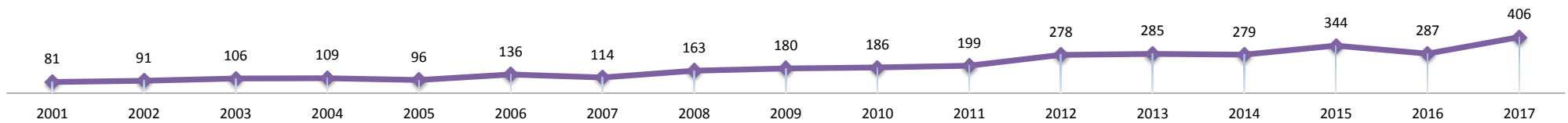
### Transplantes Realizados (Série Histórica) Rim

PB



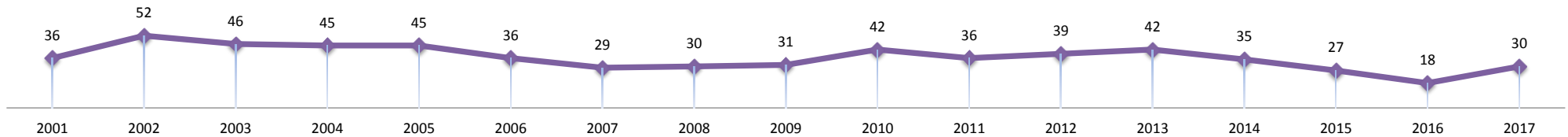
### Transplantes Realizados (Série Histórica) Rim

PE



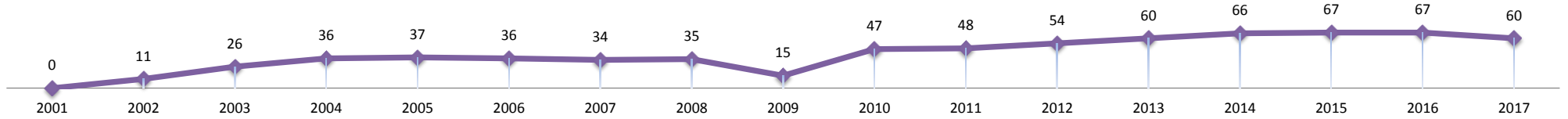
### Transplantes Realizados (Série Histórica) Rim

PI



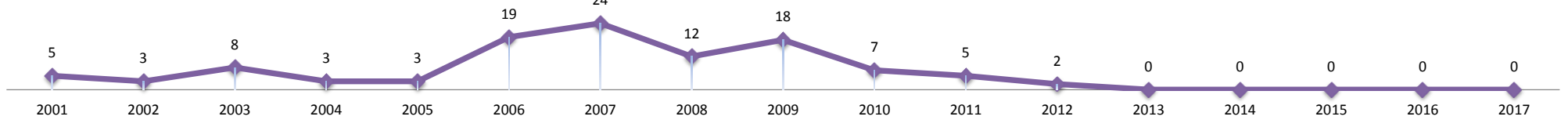
### Transplantes Realizados (Série Histórica) Rim

RN



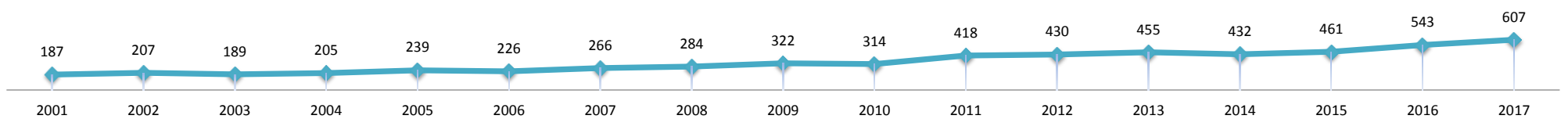
### Transplantes Realizados (Série Histórica) Rim

SE



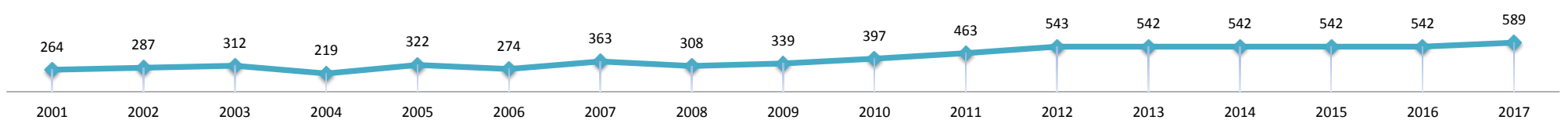
### Transplantes Realizados (Série Histórica) Rim

PR



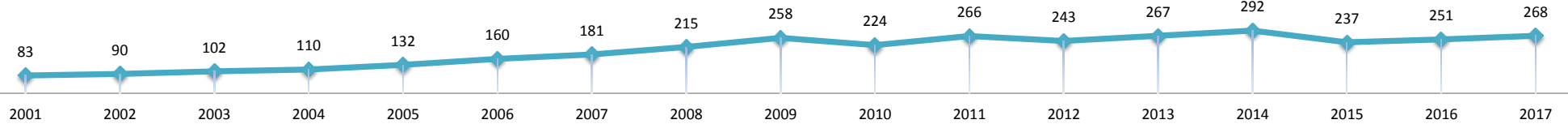
### Transplantes Realizados (Série Histórica) Rim

RS



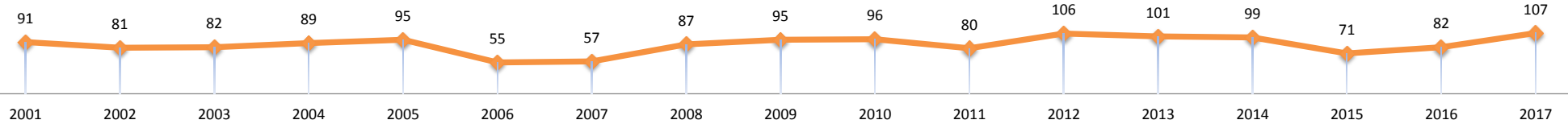
### Transplantes Realizados (Série Histórica) Rim

SC



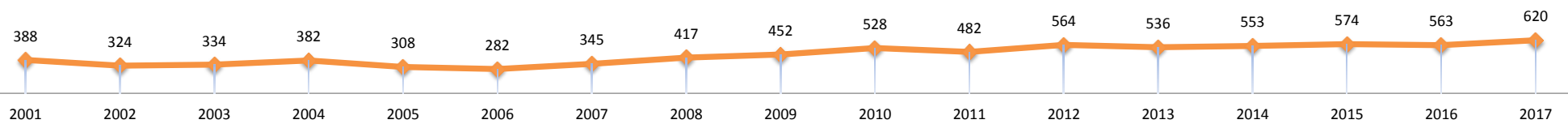
### Transplantes Realizados (Série Histórica) Rim

ES



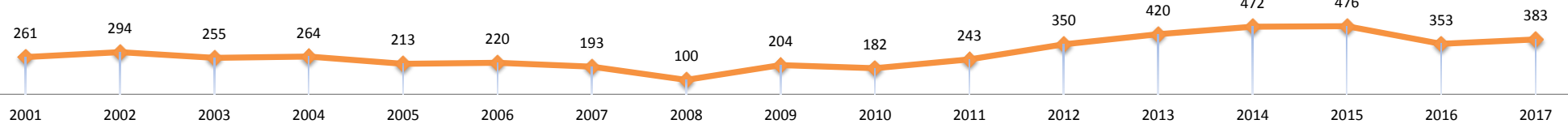
### Transplantes Realizados (Série Histórica) Rim

MG



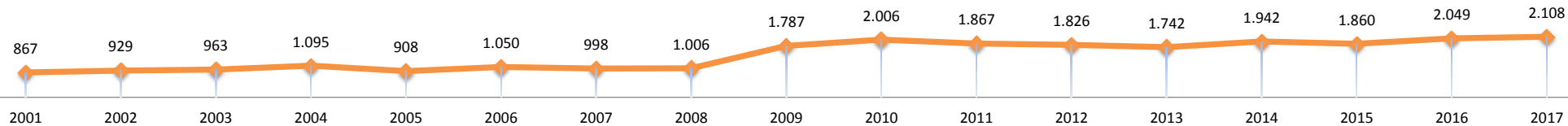
### Transplantes Realizados (Série Histórica) Rim

RJ



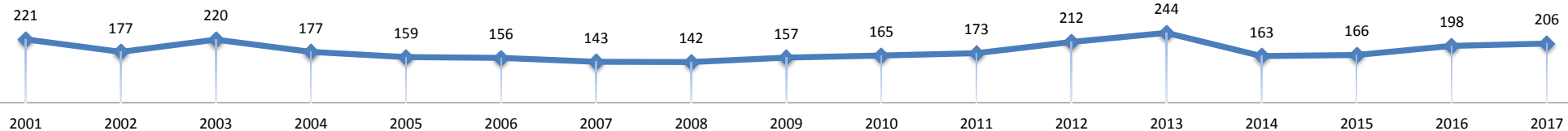
### Transplantes Realizados (Série Histórica) Rim

SP



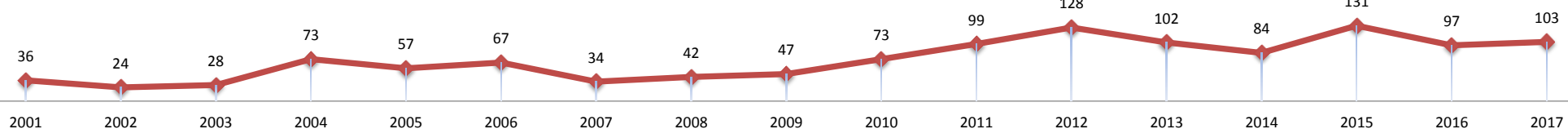
### Transplantes Realizados (Série Histórica) Rim

Centro Oeste



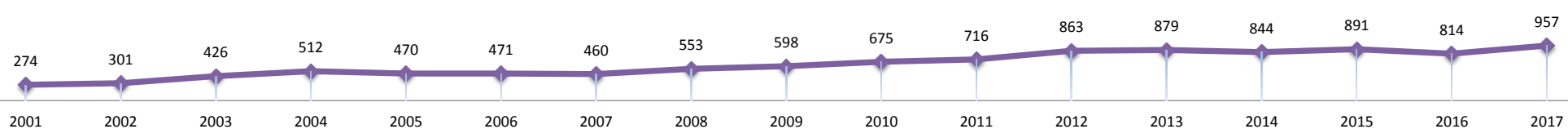
### Transplantes Realizados (Série Histórica) Rim

Norte



### Transplantes Realizados (Série Histórica) Rim

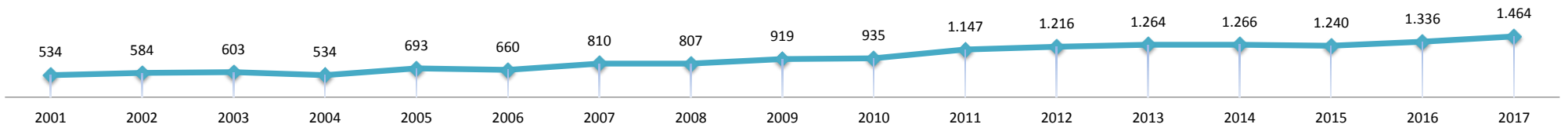
Nordeste





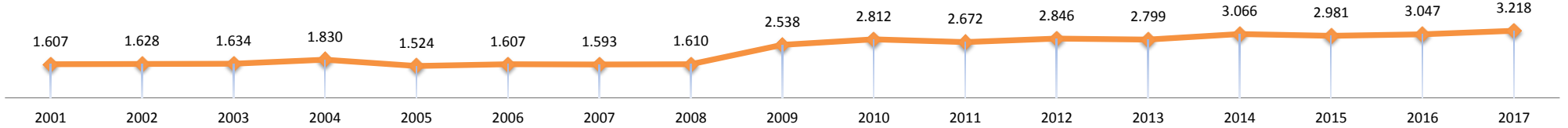
### Transplantes Realizados (Série Histórica) Rim

◆ Sul



### Transplantes Realizados (Série Histórica) Rim

◆ Sudeste



### Transplantes Realizados (Série Histórica) Rim

◆ Série1

