

Transplantes Realizados (Série Histórica)

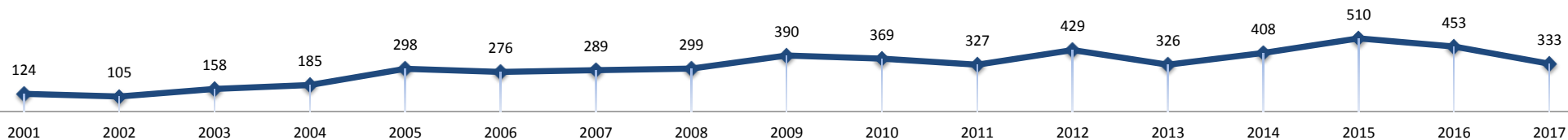
Córnea

Região	UF	2001	2002	2003	2004	2005	2006	2007	2008	2009	2010	2011	2012	2013	2014	2015	2016	2017
CO	DF	124	105	158	185	298	276	289	299	390	369	327	429	326	408	510	453	333
CO	GO	542	584	585	757	862	795	443	403	404	403	796	982	698	735	762	777	1.037
CO	MS	74	56	118	165	13	90	183	173	180	177	180	183	187	139	147	155	222
CO	MT	24	43	30	31	42	39	147	162	117	41	285	200	186	113	137	106	246
N	AC	0	0	0	0	0	0	0	0	0	19	18	41	22	25	18	20	24
N	AM	0	0	6	19	35	68	88	118	95	119	139	160	209	187	207	266	179
N	AP	0	0	0	0	0	0	0	0	0	0	0	0	0	0	0	0	0
N	PA	98	151	80	69	82	79	97	104	135	135	160	285	234	212	183	195	303
N	RO	0	0	0	0	0	0	2	30	0	3	0	0	0	51	55	83	97
N	RR	0	0	0	0	0	0	0	0	0	0	0	0	0	0	0	0	0
N	TO	0	0	0	0	0	0	0	0	0	0	0	0	0	0	0	12	64
NE	AL	8	8	10	10	26	18	7	51	82	63	117	51	58	90	82	82	111
NE	BA	40	41	43	57	87	98	168	258	209	198	228	416	427	329	412	504	636
NE	CE	113	181	240	325	310	227	400	473	420	475	788	647	764	786	831	1.267	959
NE	MA	6	8	1	4	11	58	60	79	129	128	119	208	119	107	144	178	246
NE	PB	66	186	132	184	154	143	123	135	202	171	154	99	163	139	114	145	152
NE	PE	215	217	311	336	391	522	494	632	671	502	661	1.084	865	759	594	827	968
NE	PI	25	46	39	44	61	39	46	37	126	160	170	167	199	184	183	139	160
NE	RN	0	102	97	138	128	125	128	89	171	194	278	200	181	141	131	104	177
NE	SE	58	42	67	88	32	45	55	59	104	90	139	144	120	131	133	141	165
S	PR	448	443	483	606	461	615	885	1.000	947	752	1.298	998	744	811	890	1.057	886
S	RS	508	604	527	352	632	805	605	595	607	759	918	882	782	710	784	669	699
S	SC	210	171	207	210	240	285	281	241	414	496	462	473	504	727	693	600	540
SE	ES	57	108	117	100	120	91	69	122	131	159	323	304	213	308	326	327	306
SE	MG	840	541	948	1.226	956	632	1.033	1.478	1.446	1.328	1.437	1.378	1.443	1.402	1.265	1.076	1.244
SE	RJ	114	205	257	157	141	77	54	78	88	145	294	269	303	301	443	575	961
SE	SP	2.623	2.714	3.100	3.331	4.888	5.255	5.762	6.209	5.655	6.037	5.547	5.541	5.018	4.661	4.749	4.883	5.702
Brasil		6.193	6.556	7.556	8.394	9.970	10.382	11.419	12.825	12.723	12.923	14.838	15.141	13.765	13.456	13.793	14.641	16.417
CO	Centro Oeste	764	788	891	1.138	1.215	1.200	1.062	1.037	1.091	990	1.588	1.794	1.397	1.395	1.556	1.491	1.838
N	Norte	98	151	86	88	117	147	187	252	230	276	317	486	465	475	463	576	667
NE	Nordeste	531	831	940	1.186	1.200	1.275	1.481	1.813	2.114	1.981	2.654	3.016	2.896	2.666	2.624	3.387	3.574
S	Sul	1.166	1.218	1.217	1.168	1.333	1.705	1.771	1.836	1.968	2.007	2.678	2.353	2.030	2.248	2.367	2.326	2.125
SE	Sudeste	3.634	3.568	4.422	4.814	6.105	6.055	6.918	7.887	7.320	7.669	7.601	7.492	6.977	6.672	6.783	6.861	8.213

Fontes dos Dados: CETs - Centrais Estaduais de Transplantes/ REDOME/ TabWin

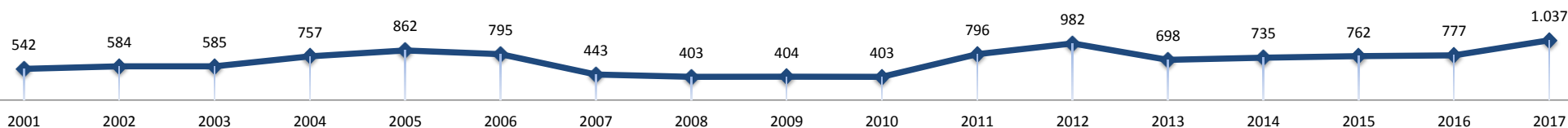
Transplantes Realizados (Série Histórica) Córnea

DF



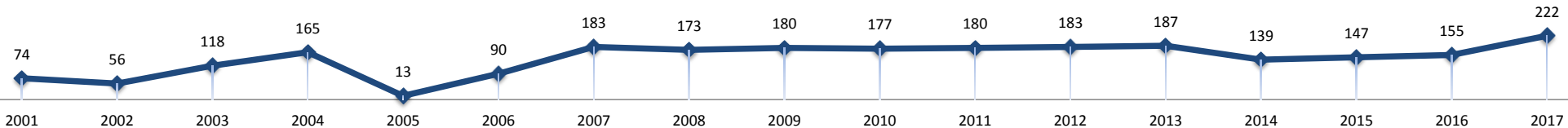
Transplantes Realizados (Série Histórica) Córnea

GO



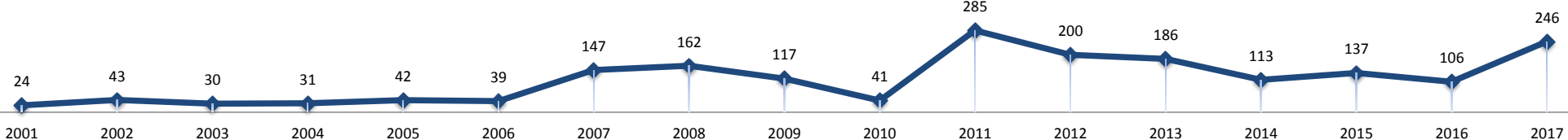
Transplantes Realizados (Série Histórica) Córnea

MS



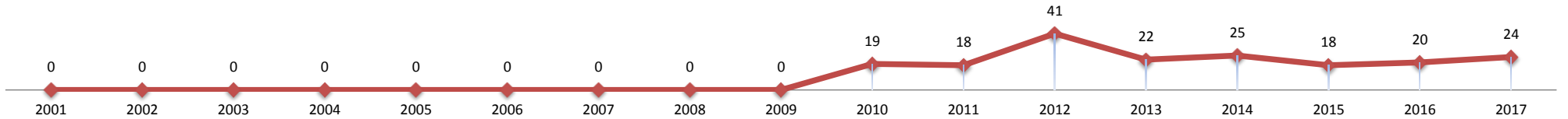
Transplantes Realizados (Série Histórica) Córnea

MT



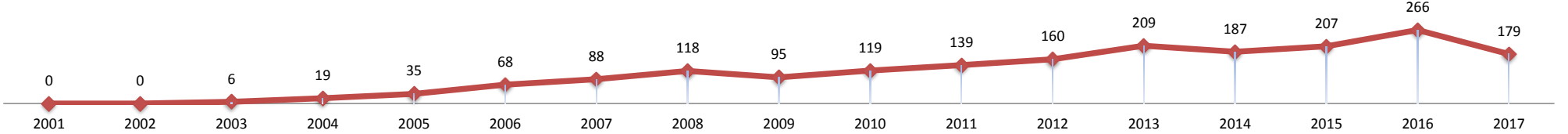
Transplantes Realizados (Série Histórica) Córnea

AC



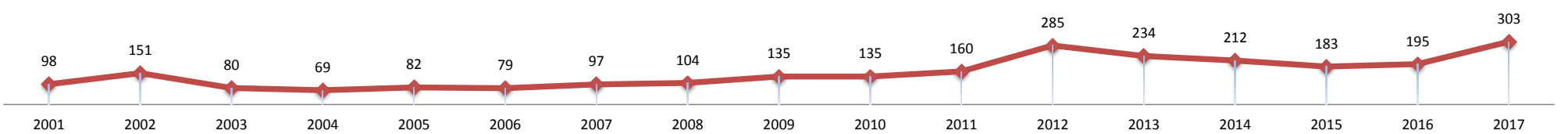
Transplantes Realizados (Série Histórica) Córnea

AM



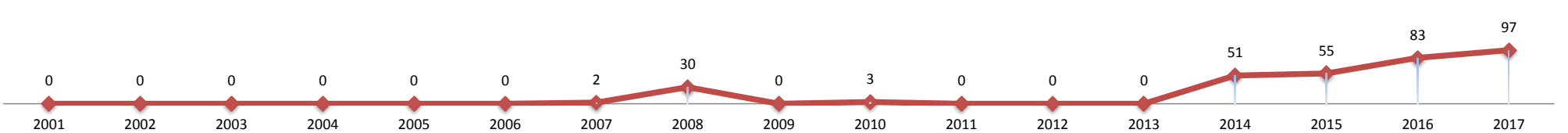
Transplantes Realizados (Série Histórica) Córnea

PA



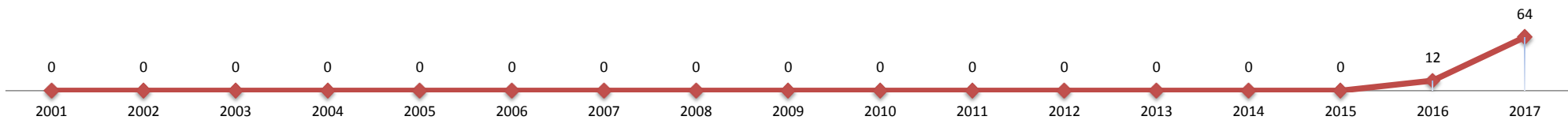
Transplantes Realizados (Série Histórica) Córnea

RO



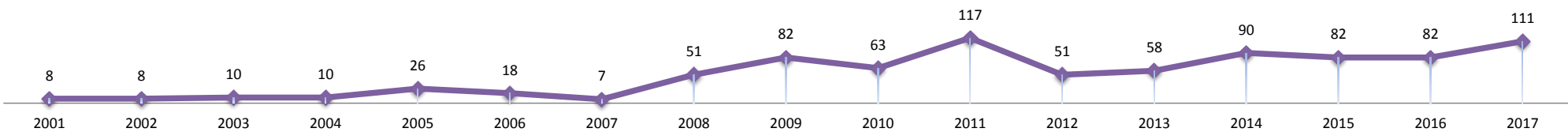
Transplantes Realizados (Série Histórica) Córnea

TO



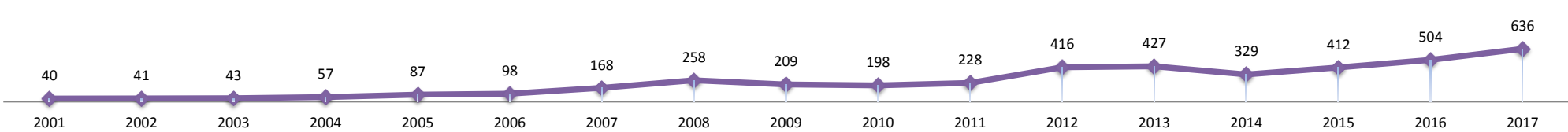
Transplantes Realizados (Série Histórica) Córnea

AL



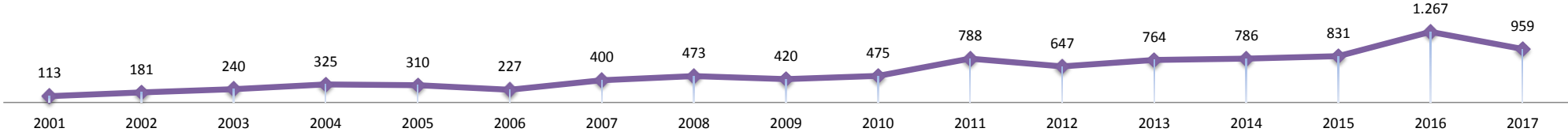
Transplantes Realizados (Série Histórica) Córnea

BA



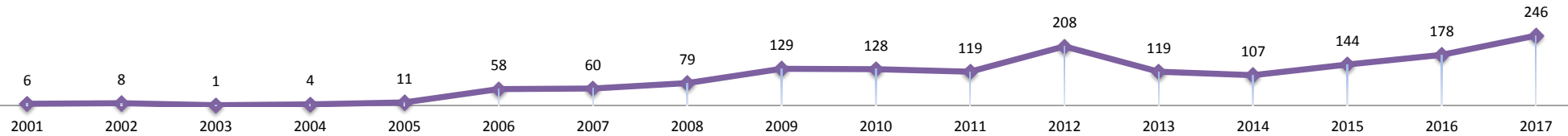
Transplantes Realizados (Série Histórica) Córnea

CE



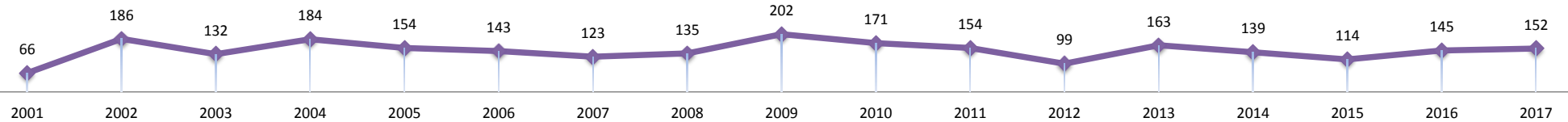
Transplantes Realizados (Série Histórica) Córnea

MA



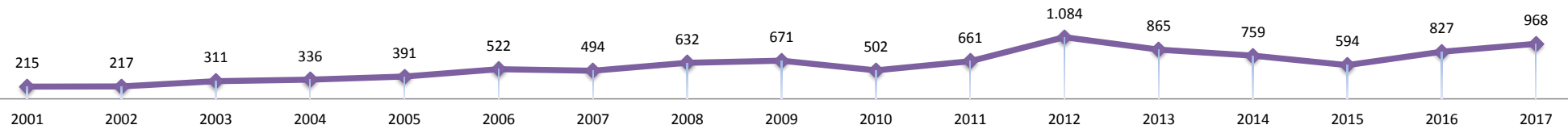
Transplantes Realizados (Série Histórica) Córnea

PB



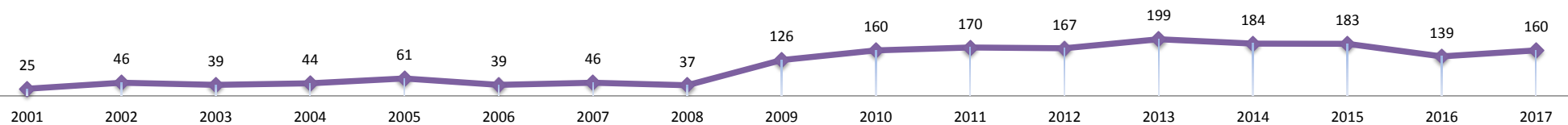
Transplantes Realizados (Série Histórica) Córnea

PE



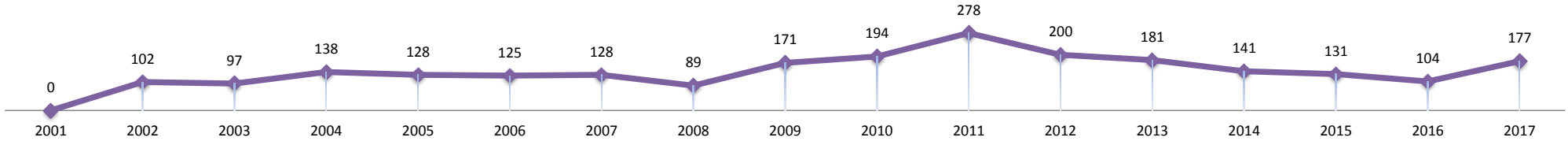
Transplantes Realizados (Série Histórica) Córnea

PI



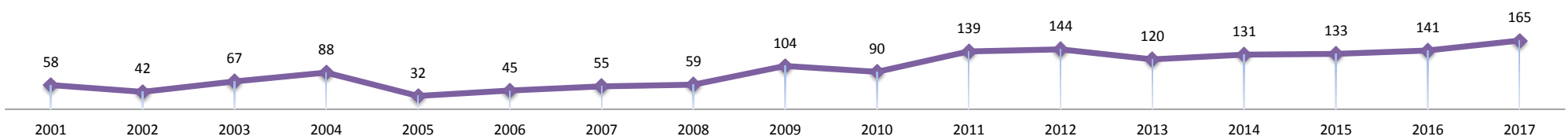
Transplantes Realizados (Série Histórica) Córnea

RN



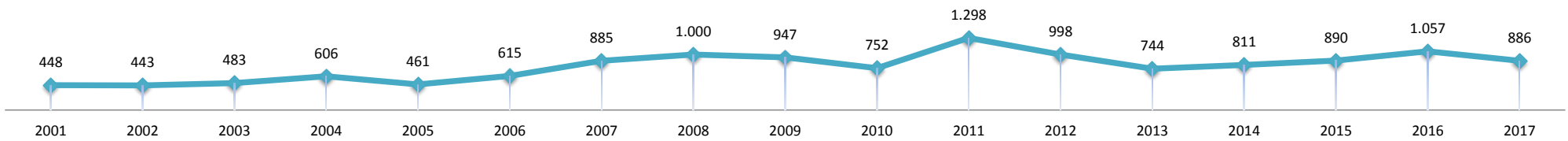
Transplantes Realizados (Série Histórica) Córnea

SE



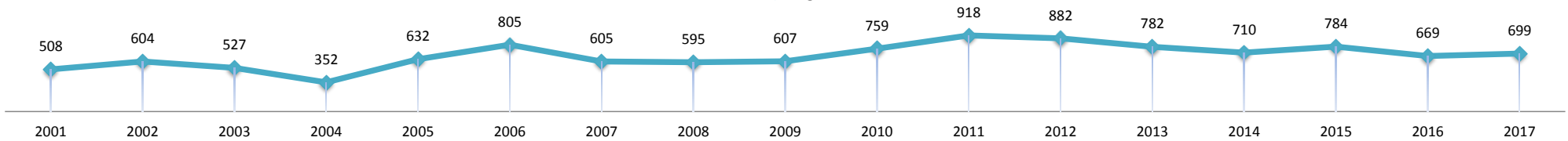
Transplantes Realizados (Série Histórica) Córnea

PR



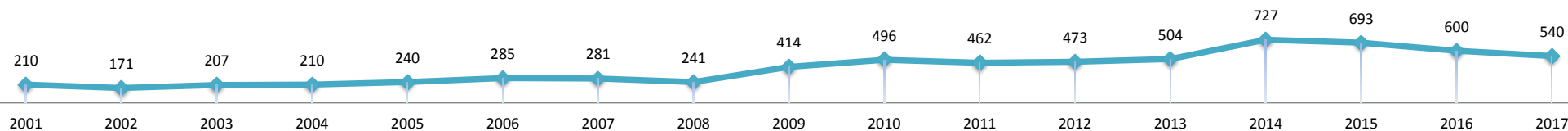
Transplantes Realizados (Série Histórica) Córnea

RS



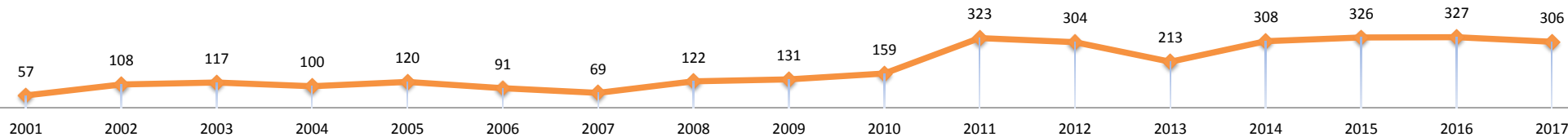
Transplantes Realizados (Série Histórica) Córnea

SC



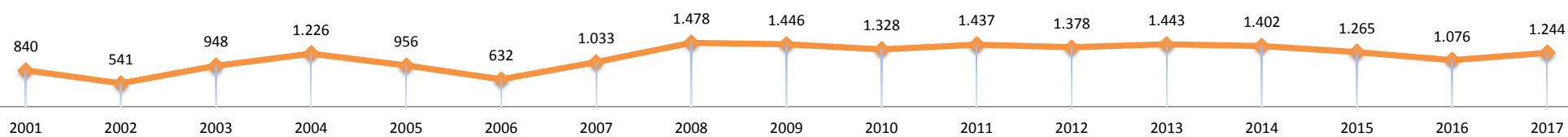
Transplantes Realizados (Série Histórica) Córnea

ES



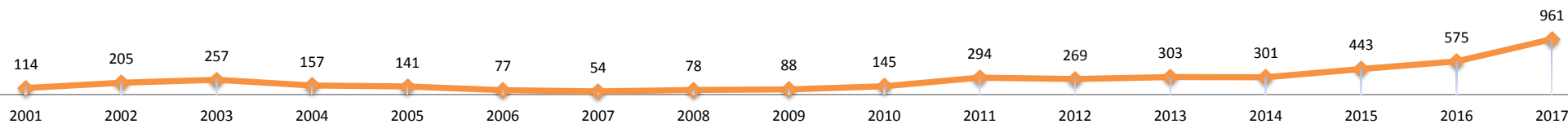
Transplantes Realizados (Série Histórica) Córnea

MG



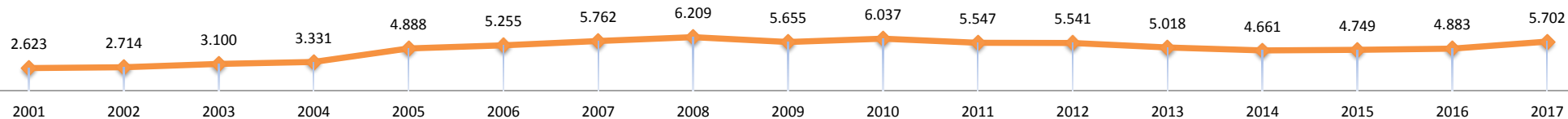
Transplantes Realizados (Série Histórica) Córnea

RJ



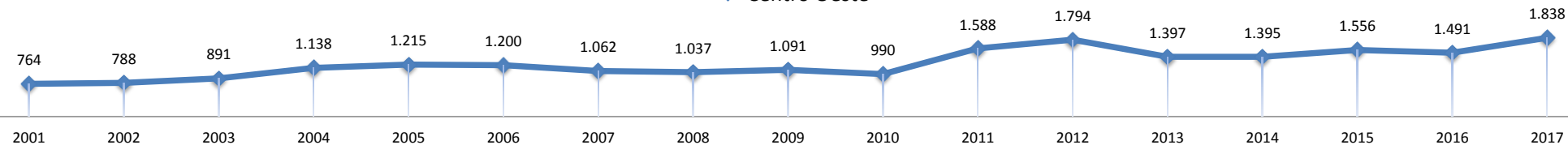
Transplantes Realizados (Série Histórica) Córnea

SP



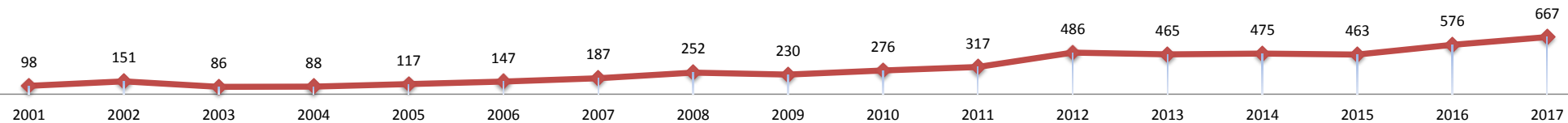
Transplantes Realizados (Série Histórica) Córnea

Centro Oeste



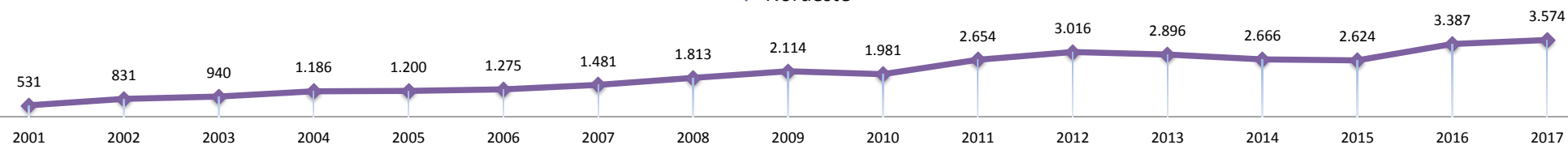
Transplantes Realizados (Série Histórica) Córnea

Norte



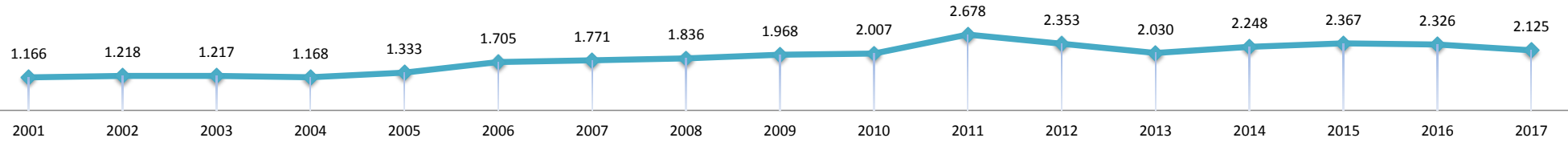
Transplantes Realizados (Série Histórica) Córnea

Nordeste



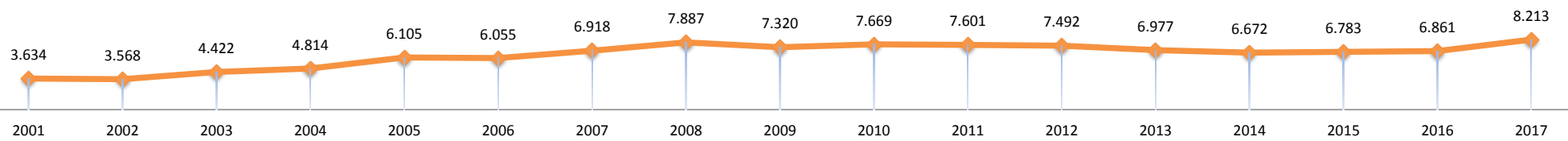
Transplantes Realizados (Série Histórica) Córnea

◆ Sul



Transplantes Realizados (Série Histórica) Córnea

◆ Sudeste



Transplantes Realizados (Série Histórica) Córnea

◆ Série1

