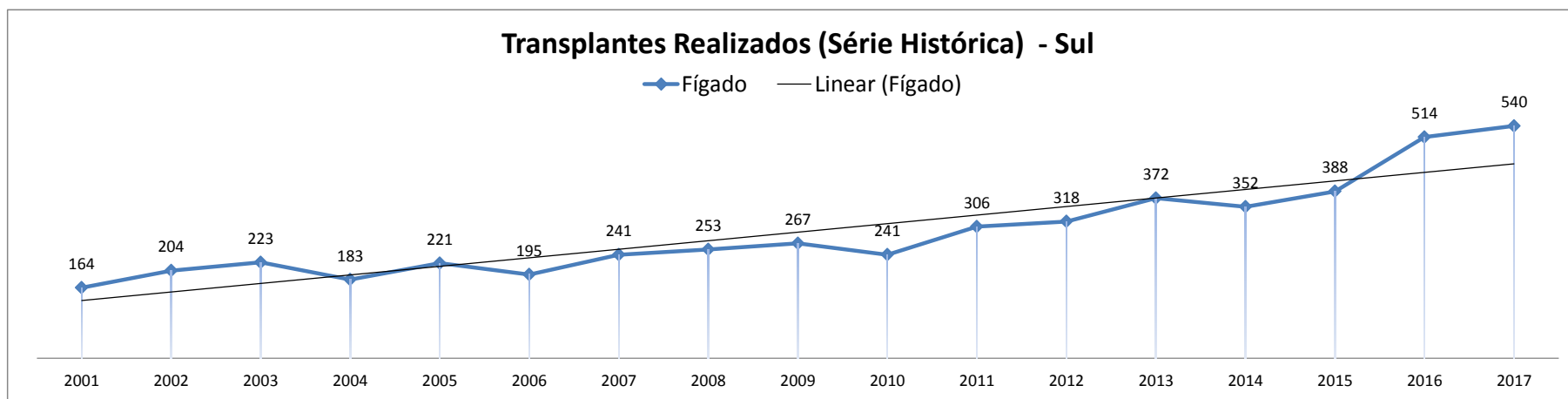
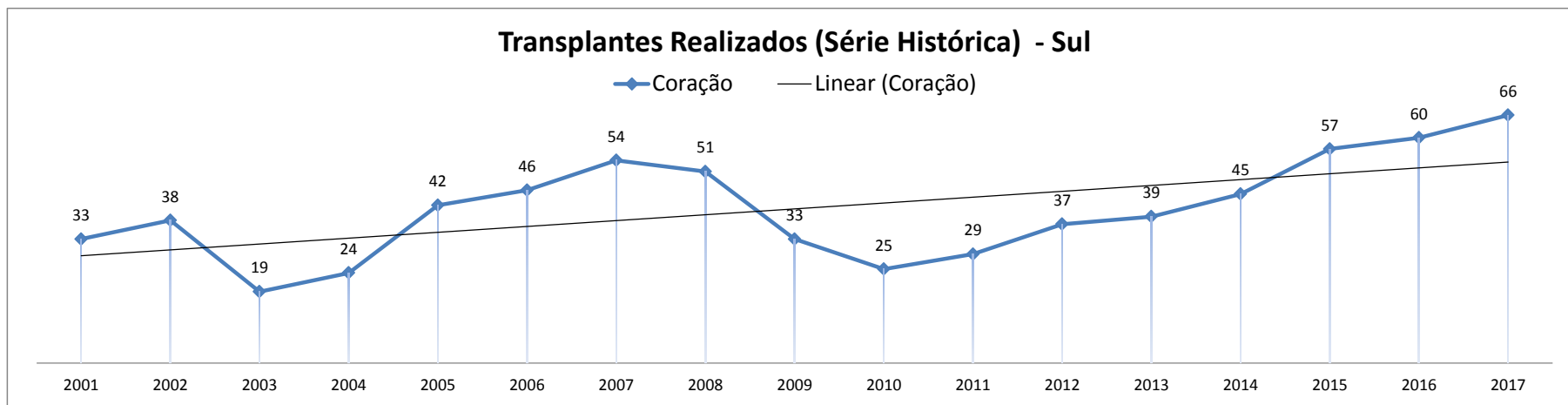


Transplantes Realizados (Série Histórica)

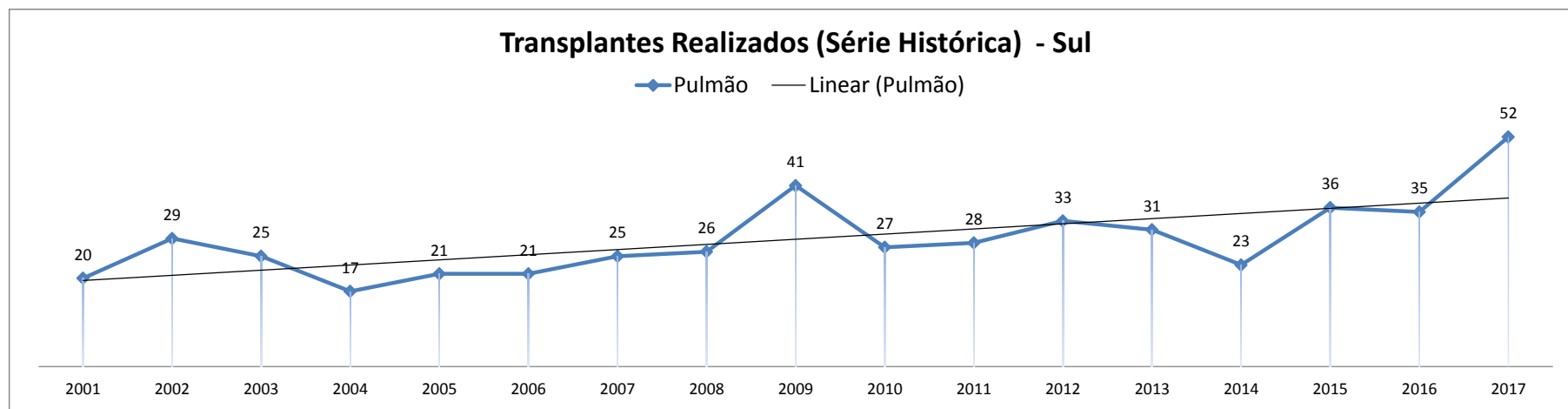
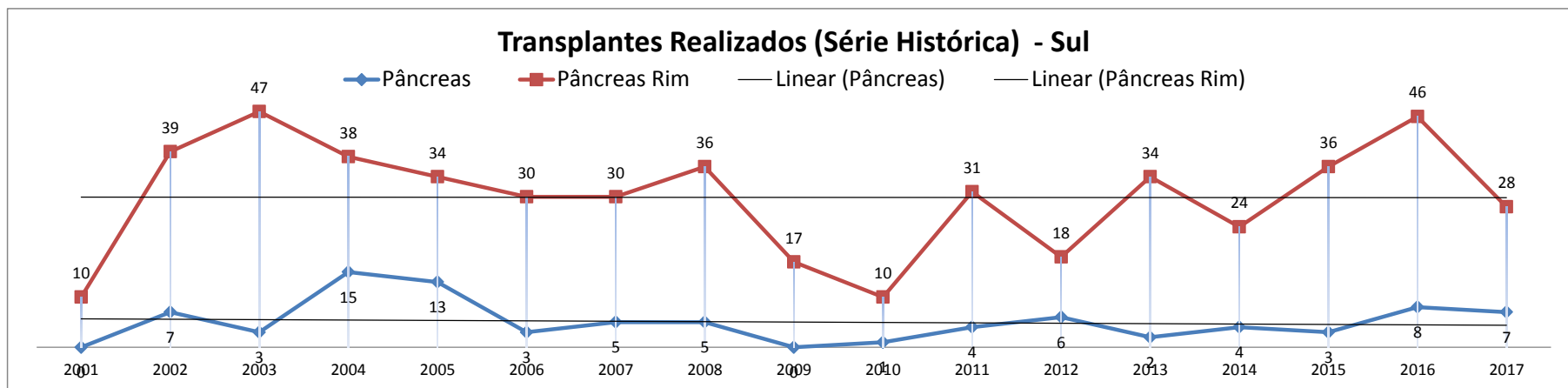
- Sul

Sul	2001	2002	2003	2004	2005	2006	2007	2008	2009	2010	2011	2012	2013	2014	2015	2016	2017
Coração	33	38	19	24	42	46	54	51	33	25	29	37	39	45	57	60	66
Fígado	164	204	223	183	221	195	241	253	267	241	306	318	372	352	388	514	540
Pâncreas	0	7	3	15	13	3	5	5	0	1	4	6	2	4	3	8	7
Pulmão	20	29	25	17	21	21	25	26	41	27	28	33	31	23	36	35	52
Rim	534	584	603	534	693	660	810	807	919	935	1.147	1.216	1.264	1.266	1.240	1.336	1.464
Pâncreas Rim	10	39	47	38	34	30	30	36	17	10	31	18	34	24	36	46	28
Total Órgãos Sólidos	761	901	920	811	1.024	955	1.165	1.178	1.277	1.239	1.545	1.628	1.742	1.714	1.760	1.999	2.157
Córnea	1.166	1.218	1.217	1.168	1.333	1.705	1.771	1.836	1.968	2.007	2.678	2.353	2.030	2.248	2.367	2.326	2.125
Medula Óssea	177	185	226	255	243	183	265	295	271	371	392	432	473	465	446	486	570
Total Geral	2.104	2.304	2.363	2.234	2.600	2.843	3.201	3.309	3.516	3.617	4.615	4.413	4.245	4.427	4.573	4.811	4.852

Fontes dos Dados: CETs - Centrais Estaduais de Transplantes/ REDOME/ TabWin



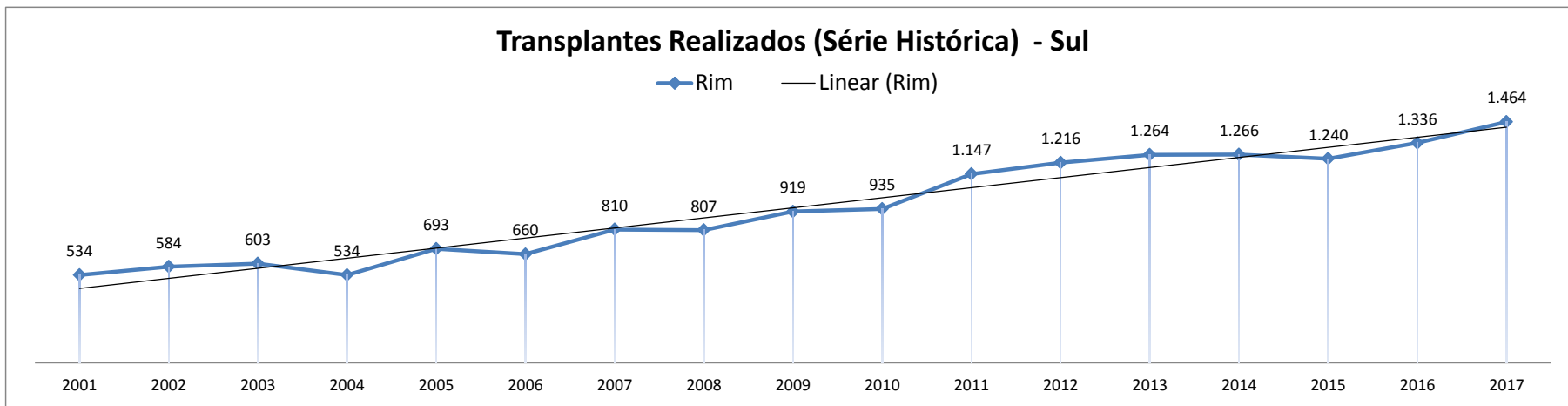
Fontes dos Dados: CETs - Centrais Estaduais de Transplantes/ REDOME/ TabWin



Fontes dos Dados: CETs - Centrais Estaduais de Transplantes/ REDOME/ TabWin

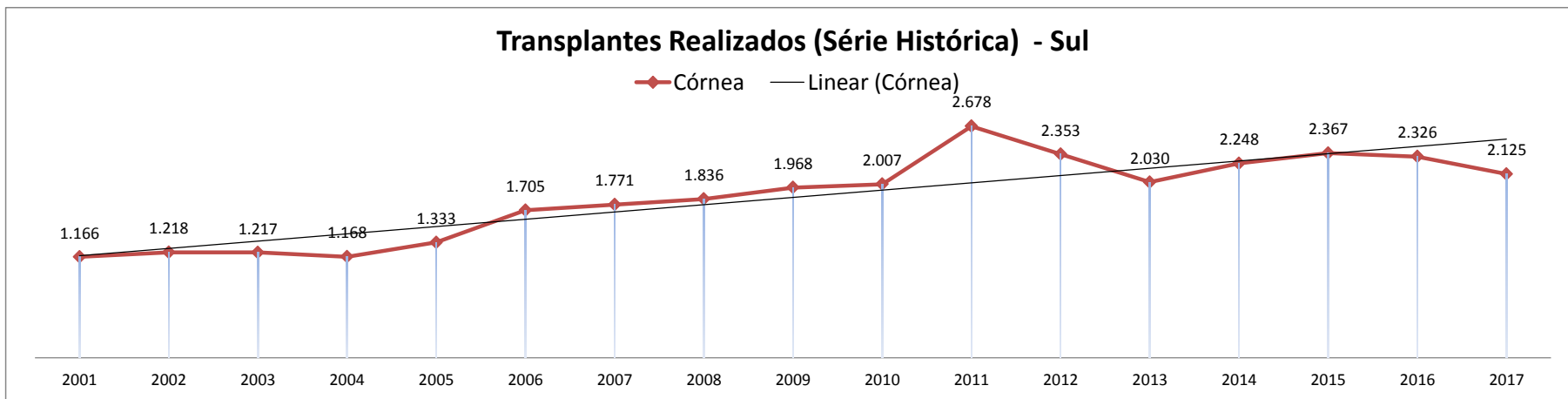
Transplantes Realizados (Série Histórica) - Sul

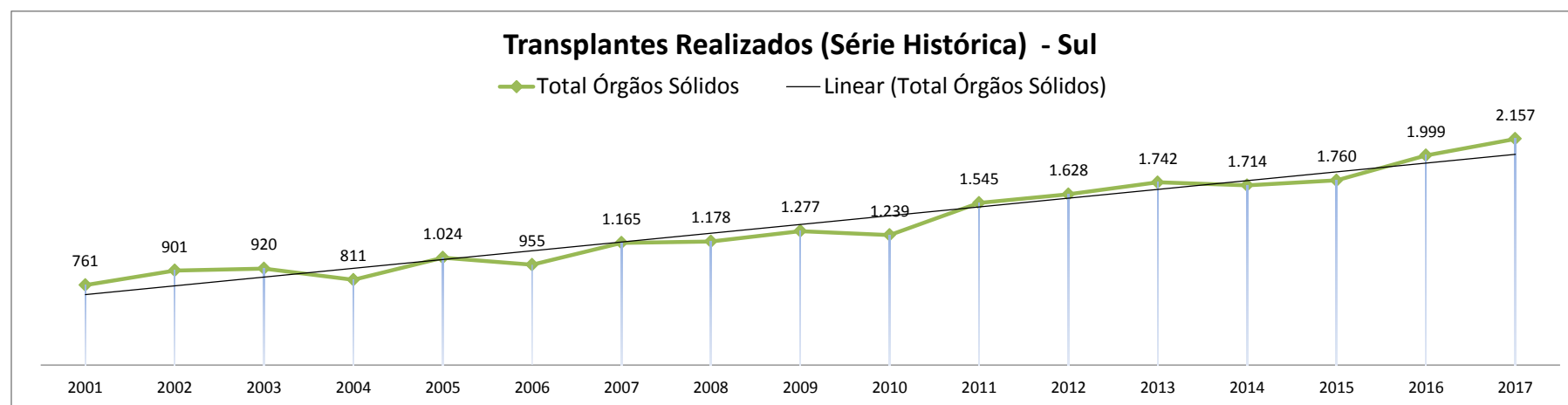
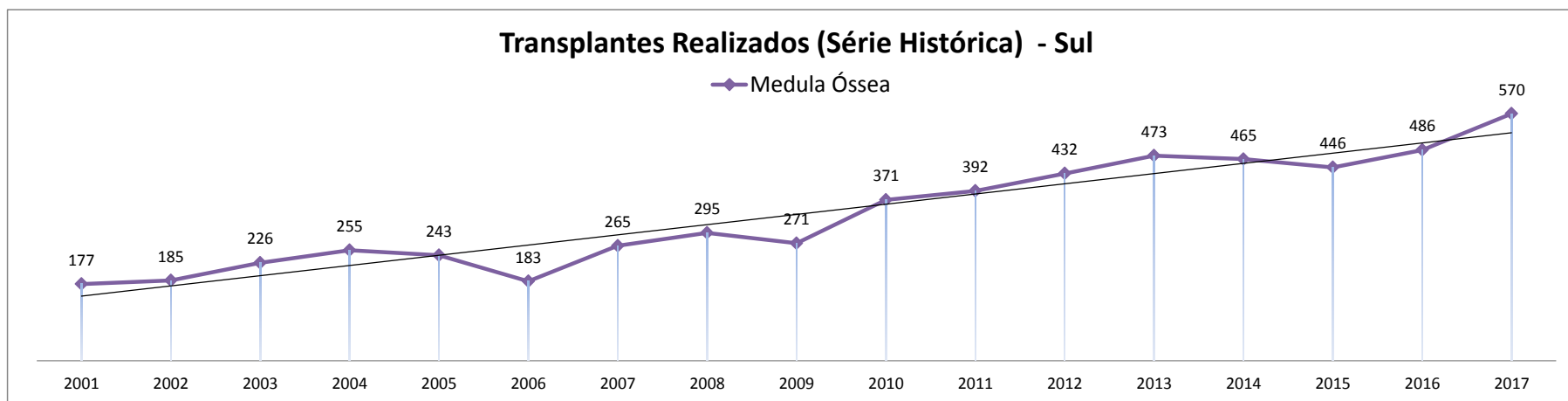
◆ Rim — Linear (Rim)



Transplantes Realizados (Série Histórica) - Sul

◆ Córnea — Linear (Córnea)





Órgãos Sólidos: coração, fígado, rim, pulmão, pâncreas e pâncreas rim.

Fontes dos Dados: CETs - Centrais Estaduais de Transplantes/ REDOME/ TabWin