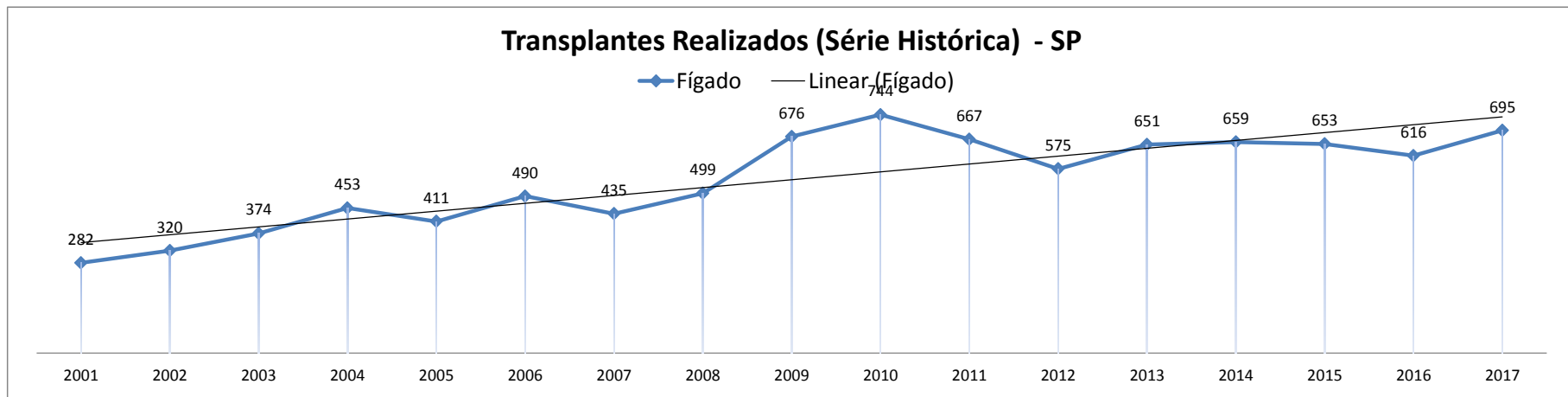
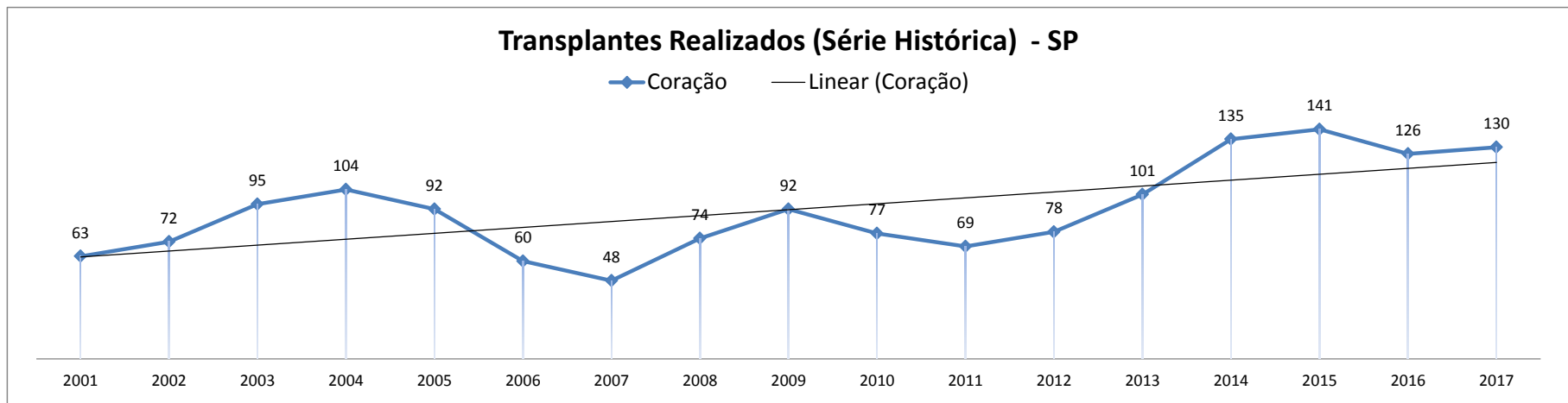


Transplantes Realizados (Série Histórica)

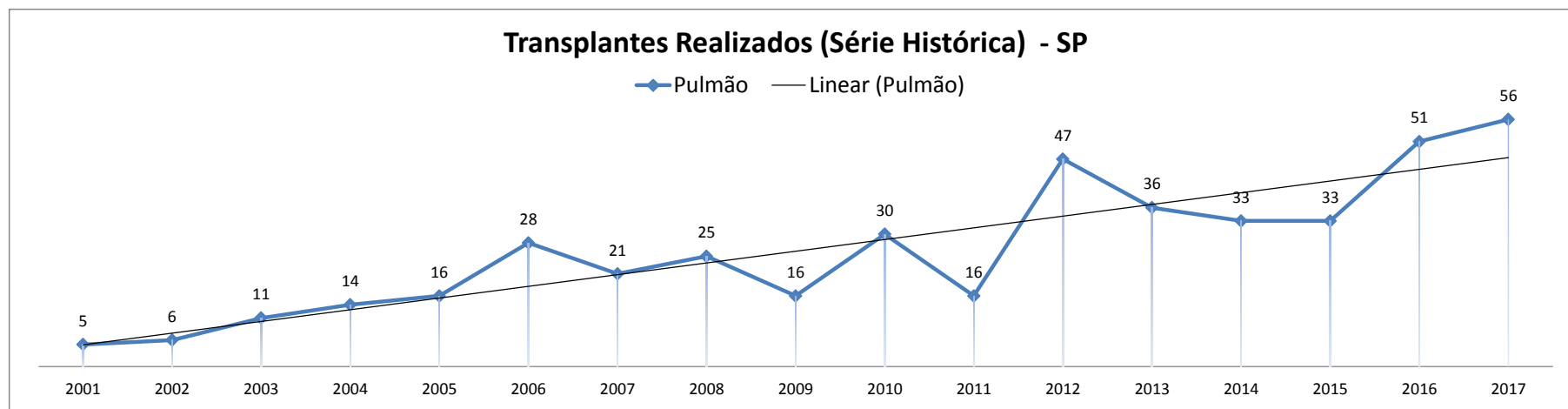
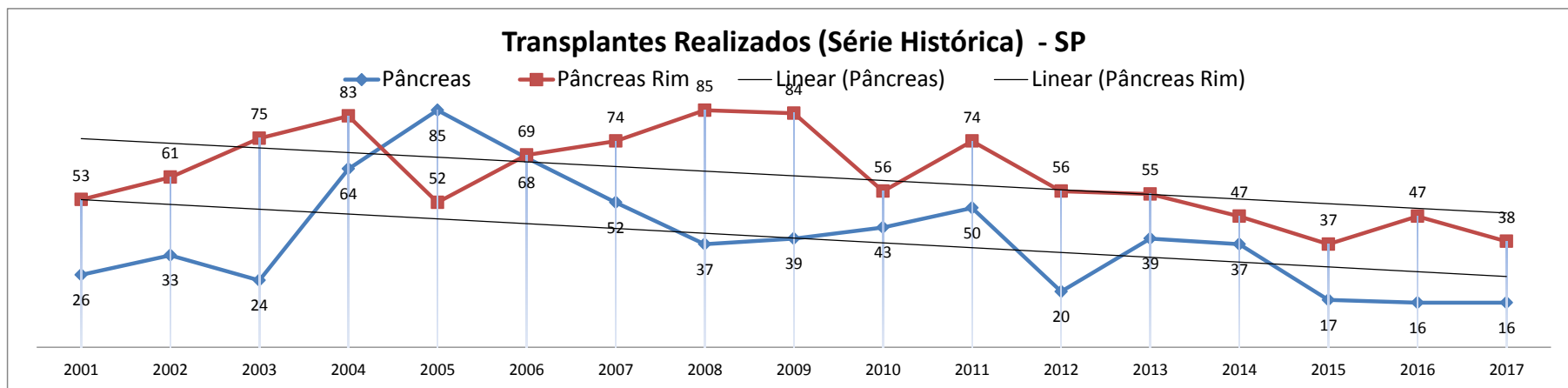
- SP

SP	2001	2002	2003	2004	2005	2006	2007	2008	2009	2010	2011	2012	2013	2014	2015	2016	2017
Coração	63	72	95	104	92	60	48	74	92	77	69	78	101	135	141	126	130
Fígado	282	320	374	453	411	490	435	499	676	744	667	575	651	659	653	616	695
Pâncreas	26	33	24	64	85	68	52	37	39	43	50	20	39	37	17	16	16
Pulmão	5	6	11	14	16	28	21	25	16	30	16	47	36	33	33	51	56
Rim	867	929	963	1.095	908	1.050	998	1.006	1.787	2.006	1.867	1.826	1.742	1.942	1.860	2.049	2.108
Pâncreas Rim	53	61	75	83	52	69	74	85	84	56	74	56	55	47	37	47	38
Total Órgãos Sólidos	1.296	1.421	1.542	1.813	1.564	1.765	1.628	1.726	2.694	2.956	2.743	2.602	2.624	2.853	2.741	2.905	3.043
Córnea	2.623	2.714	3.100	3.331	4.888	5.255	5.762	6.209	5.655	6.037	5.547	5.541	5.018	4.661	4.749	4.883	5.702
Medula Óssea	347	461	489	631	708	572	733	739	837	907	857	961	893	850	877	1.009	903
Total Geral	4.266	4.596	5.131	5.775	7.160	7.592	8.123	8.674	9.186	9.900	9.147	9.104	8.535	8.364	8.367	8.797	9.648

Fontes dos Dados: CETs - Centrais Estaduais de Transplantes/ REDOME/ TabWin

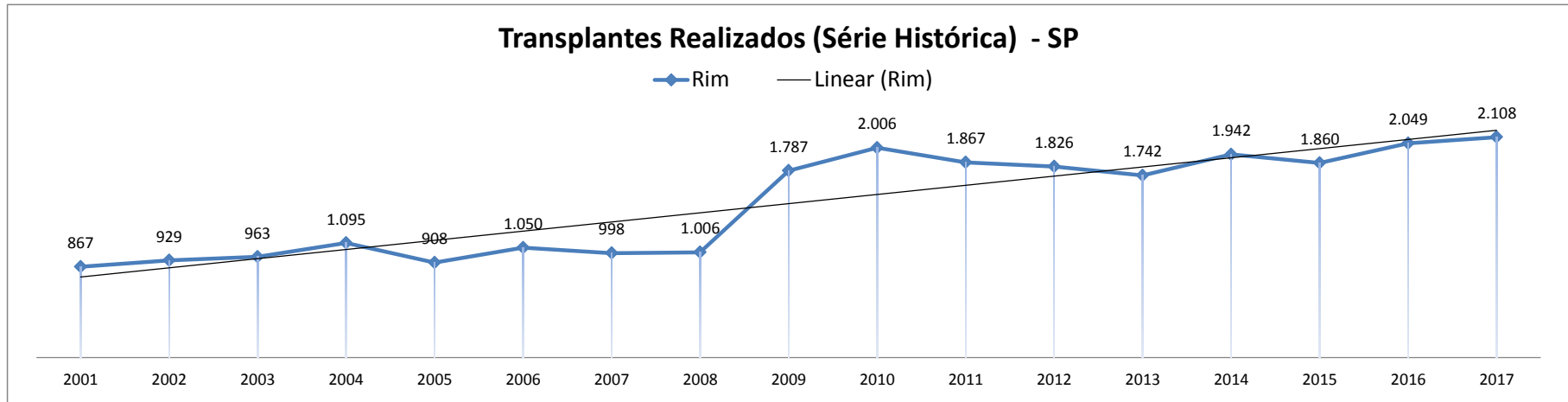


Fontes dos Dados: CETs - Centrais Estaduais de Transplantes/ REDOME/ TabWin

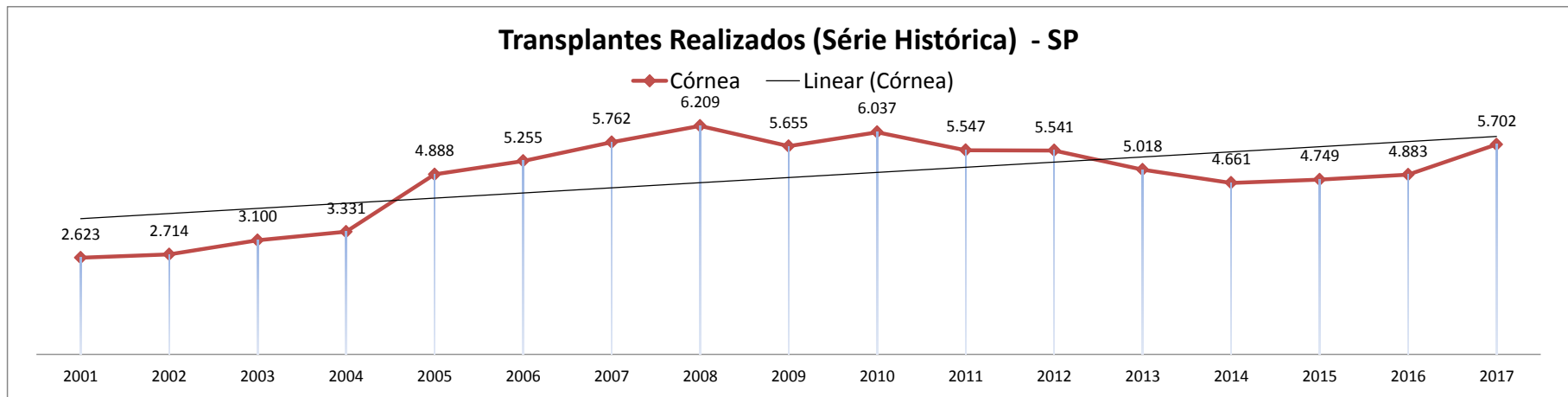


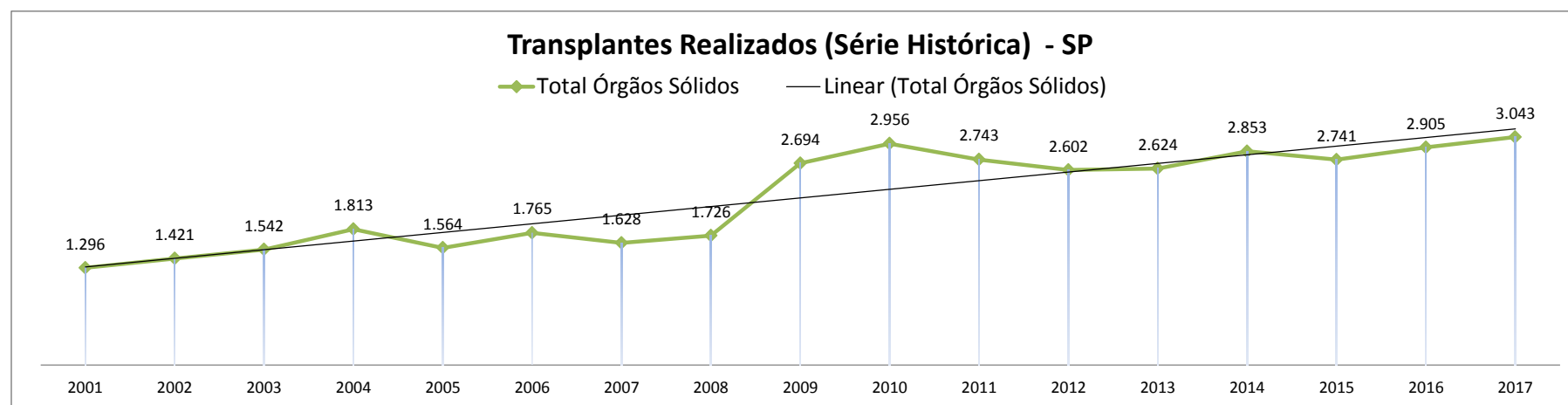
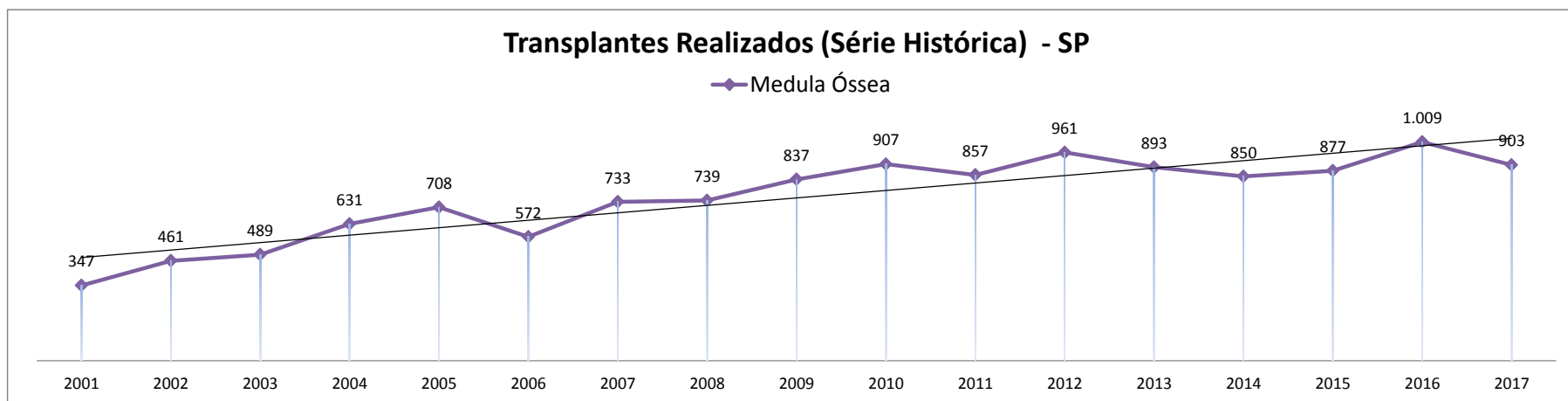
Fontes dos Dados: CETs - Centrais Estaduais de Transplantes/ REDOME/ TabWin

Transplantes Realizados (Série Histórica) - SP



Transplantes Realizados (Série Histórica) - SP





Órgãos Sólidos: coração, fígado, rim, pulmão, pâncreas e pâncreas rim.

Fontes dos Dados: CETs - Centrais Estaduais de Transplantes/ REDOME/ TabWin