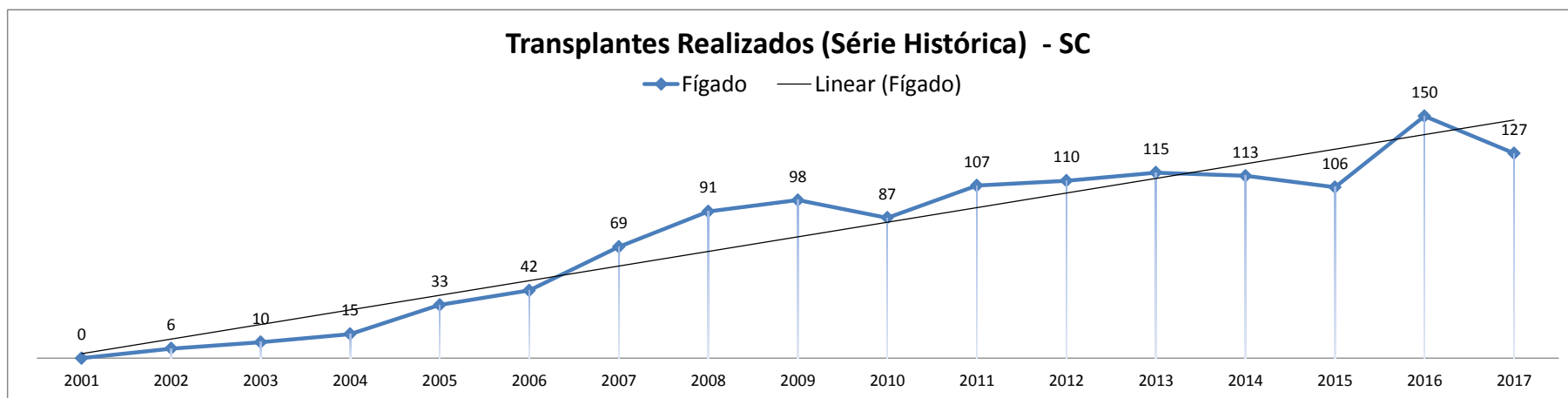
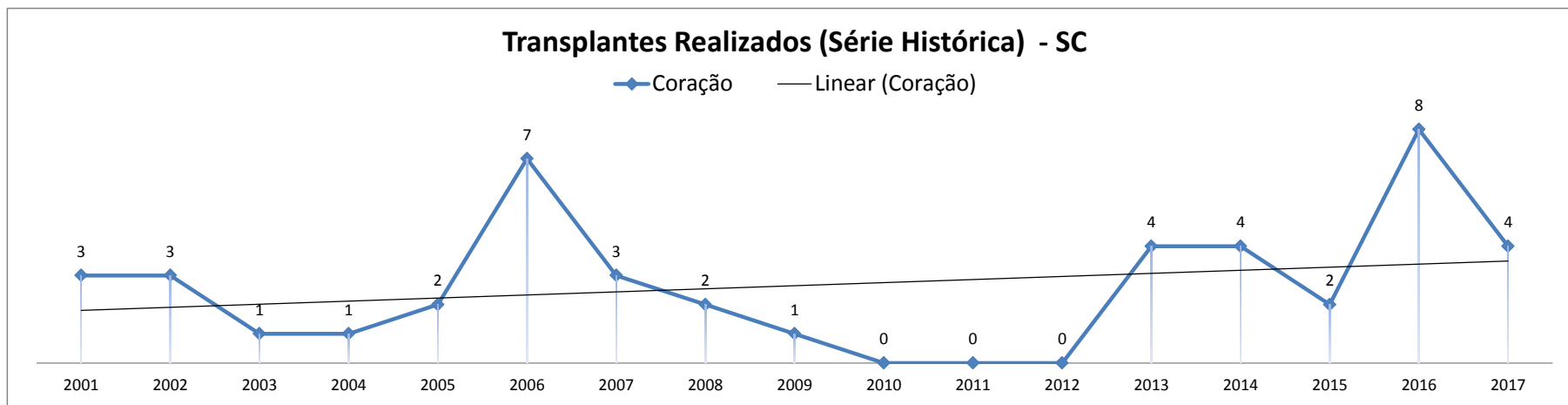


Transplantes Realizados (Série Histórica)

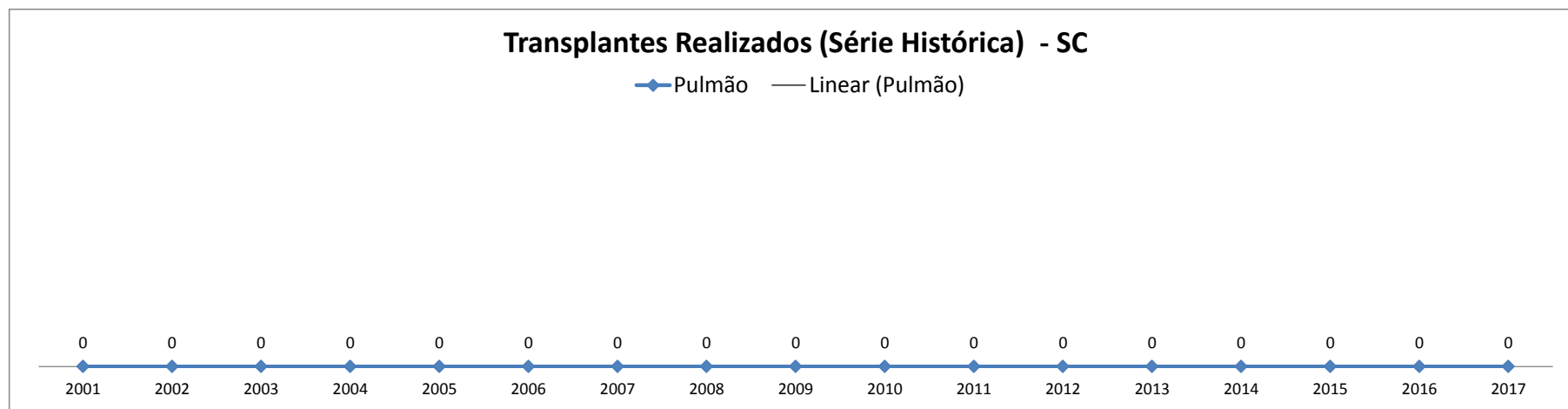
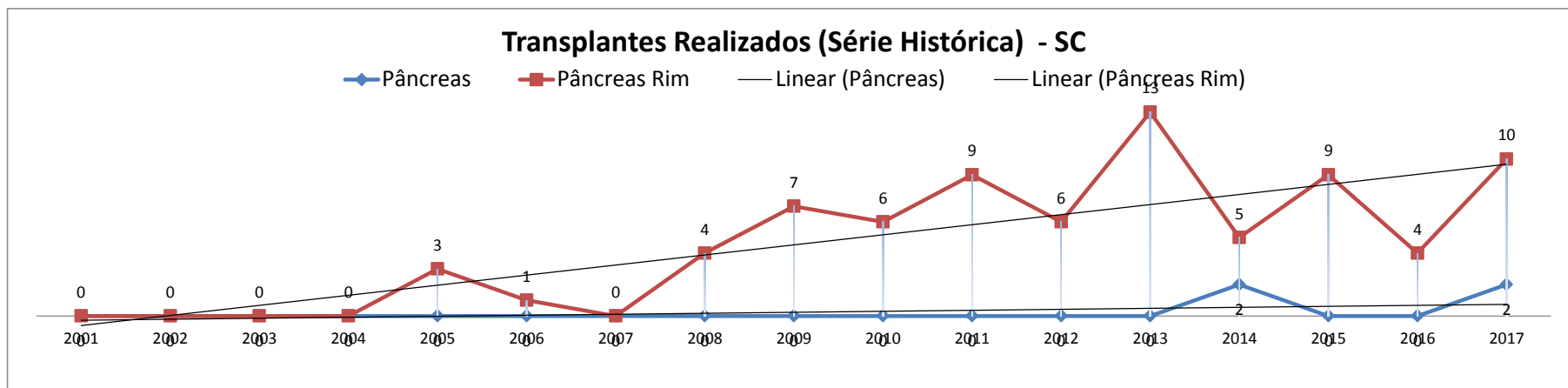
- SC

SC	2001	2002	2003	2004	2005	2006	2007	2008	2009	2010	2011	2012	2013	2014	2015	2016	2017
Coração	3	3	1	1	2	7	3	2	1	0	0	0	4	4	2	8	4
Fígado	0	6	10	15	33	42	69	91	98	87	107	110	115	113	106	150	127
Pâncreas	0	0	0	0	0	0	0	0	0	0	0	0	0	2	0	0	2
Pulmão	0	0	0	0	0	0	0	0	0	0	0	0	0	0	0	0	0
Rim	83	90	102	110	132	160	181	215	258	224	266	243	267	292	237	251	268
Pâncreas Rim	0	0	0	0	3	1	0	4	7	6	9	6	13	5	9	4	10
Total Órgãos Sólidos	86	99	113	126	170	210	253	312	364	317	382	359	399	416	354	413	411
Córnea	210	171	207	210	240	285	281	241	414	496	462	473	504	727	693	600	540
Medula Óssea	40	23	29	30	34	31	40	47	36	51	68	73	80	87	75	69	75
Total Geral	336	293	349	366	444	526	574	600	814	864	912	905	983	1.230	1.122	1.082	1.026

Fontes dos Dados: CETs - Centrais Estaduais de Transplantes/ REDOME/ TabWin



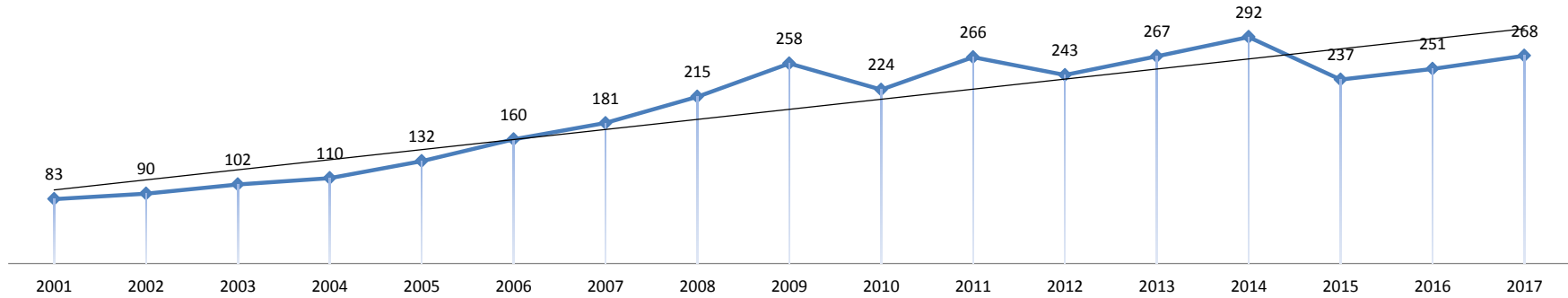
Fontes dos Dados: CETs - Centrais Estaduais de Transplantes/ REDOME/ TabWin



Fontes dos Dados: CETs - Centrais Estaduais de Transplantes/ REDOME/ TabWin

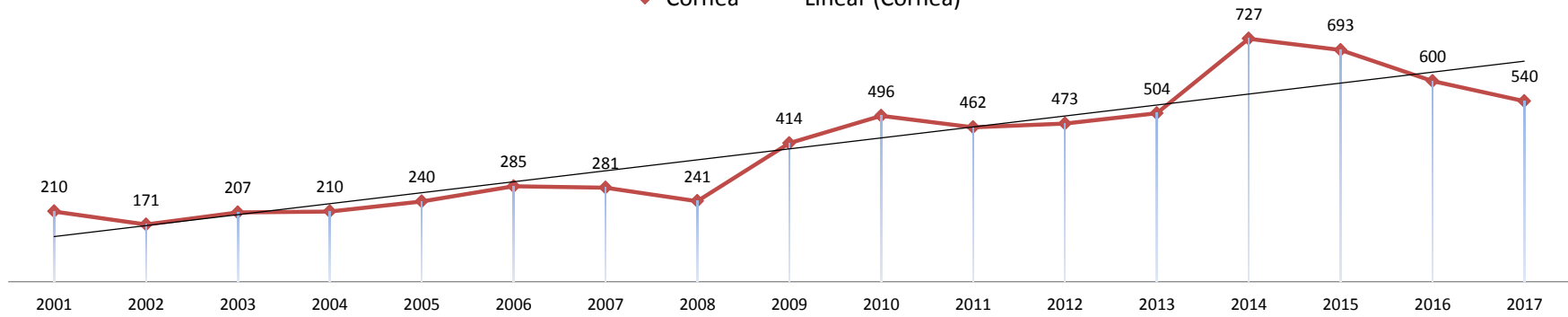
Transplantes Realizados (Série Histórica) - SC

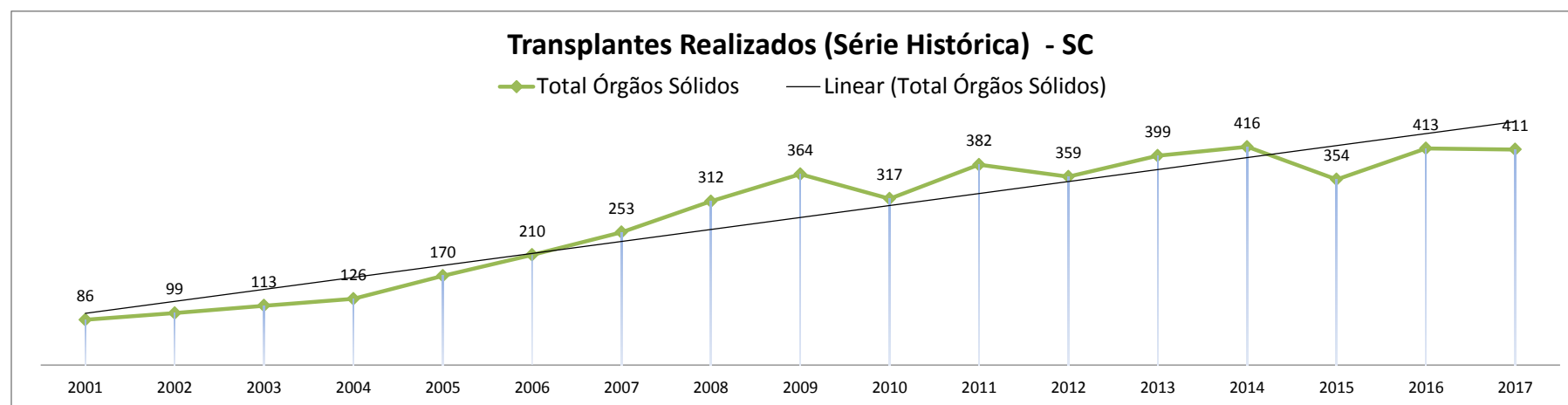
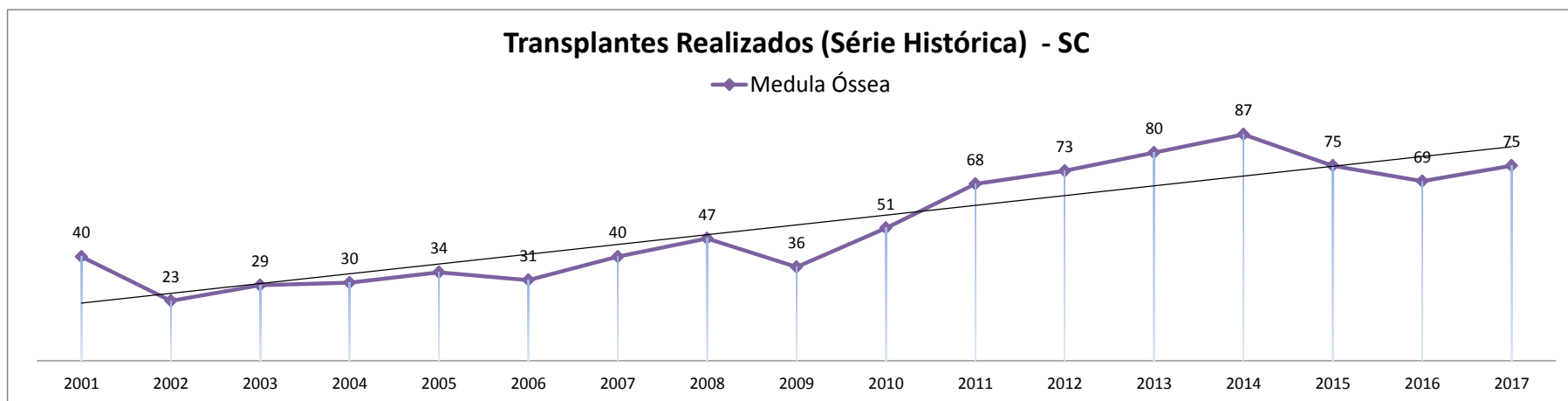
◆ Rim — Linear (Rim)



Transplantes Realizados (Série Histórica) - SC

◆ Córnea — Linear (Córnea)





Órgãos Sólidos: coração, fígado, rim, pulmão, pâncreas e pâncreas rim.

Fontes dos Dados: CETs - Centrais Estaduais de Transplantes/ REDOME/ TabWin