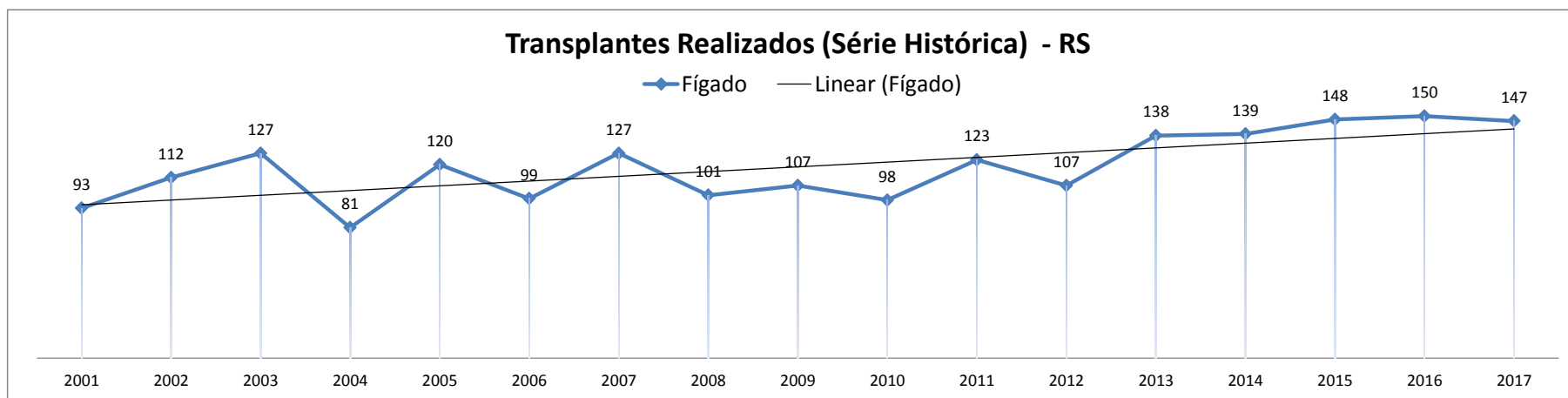
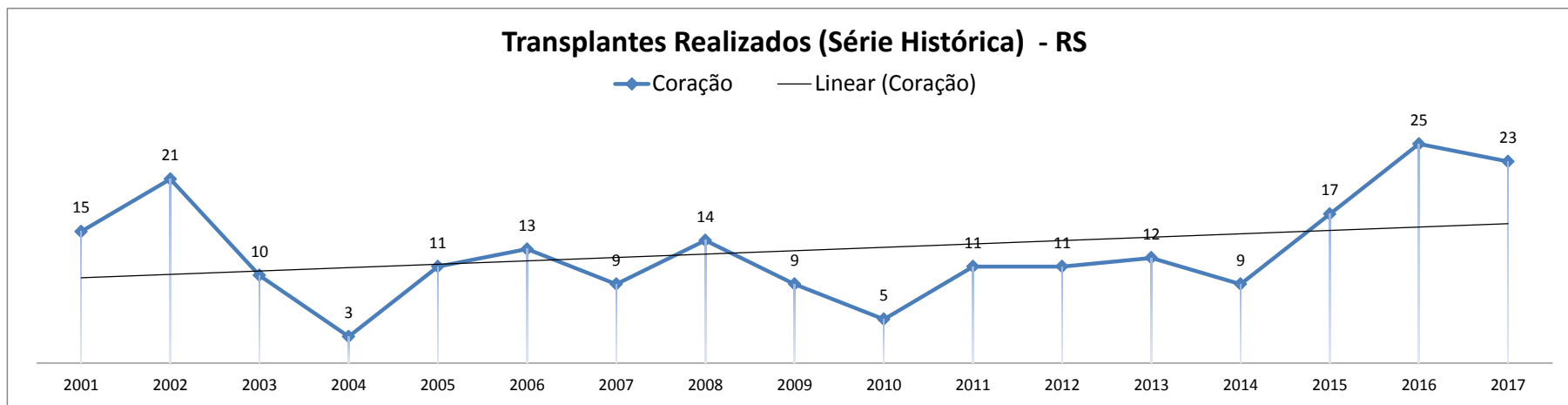


Transplantes Realizados (Série Histórica)

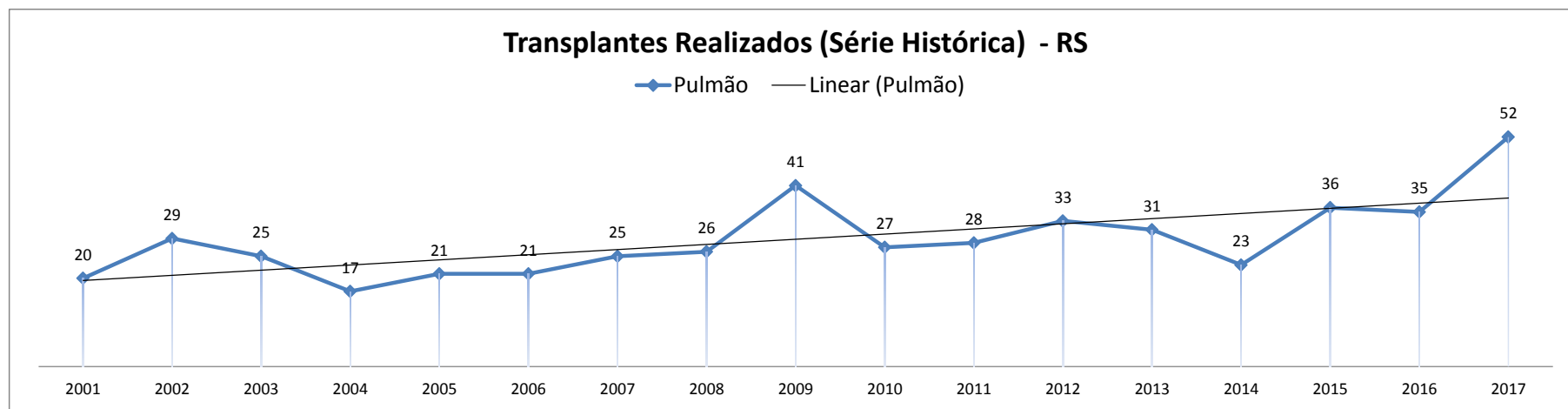
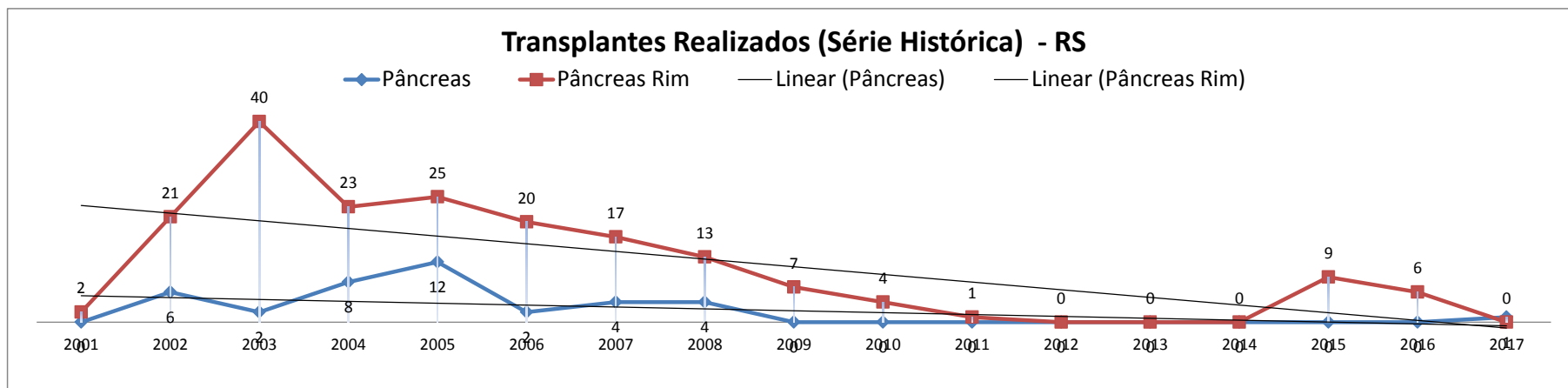
- RS

RS	2001	2002	2003	2004	2005	2006	2007	2008	2009	2010	2011	2012	2013	2014	2015	2016	2017
Coração	15	21	10	3	11	13	9	14	9	5	11	11	12	9	17	25	23
Fígado	93	112	127	81	120	99	127	101	107	98	123	107	138	139	148	150	147
Pâncreas	0	6	2	8	12	2	4	4	0	0	0	0	0	0	0	0	1
Pulmão	20	29	25	17	21	21	25	26	41	27	28	33	31	23	36	35	52
Rim	264	287	312	219	322	274	363	308	339	397	463	543	542	542	542	542	589
Pâncreas Rim	2	21	40	23	25	20	17	13	7	4	1	0	0	0	9	6	0
Total Órgãos Sólidos	394	476	516	351	511	429	545	466	503	531	626	694	723	713	752	758	812
Córnea	508	604	527	352	632	805	605	595	607	759	918	882	782	710	784	669	699
Medula Óssea	58	61	85	101	101	76	114	111	124	115	123	153	165	159	188	186	200
Total Geral	960	1.141	1.128	804	1.244	1.310	1.264	1.172	1.234	1.405	1.667	1.729	1.670	1.582	1.724	1.613	1.711

Fontes dos Dados: CETs - Centrais Estaduais de Transplantes/ REDOME/ TabWin



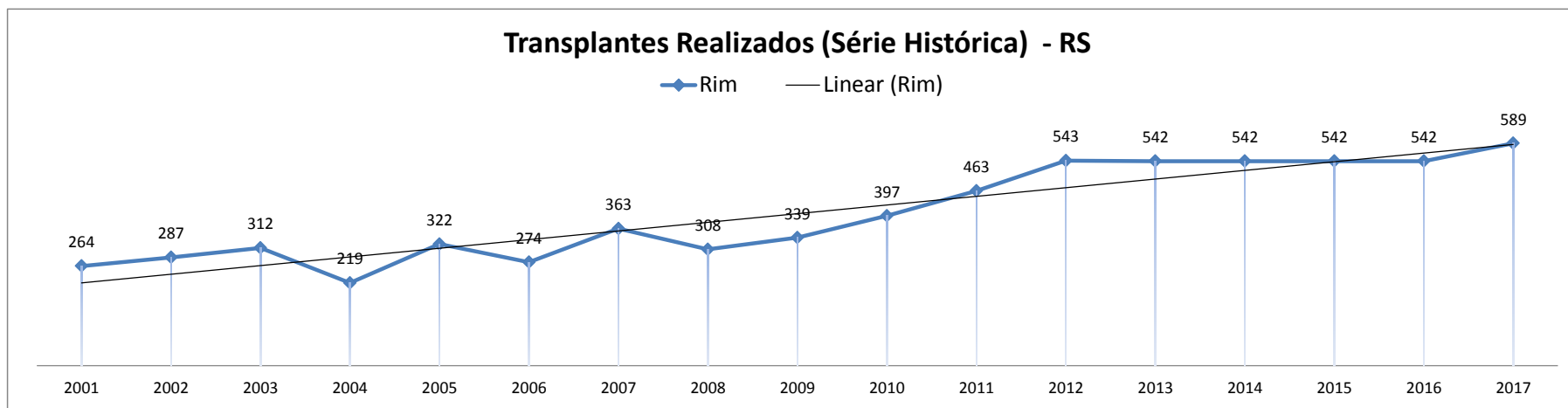
Fontes dos Dados: CETs - Centrais Estaduais de Transplantes/ REDOME/ TabWin



Fontes dos Dados: CETs - Centrais Estaduais de Transplantes/ REDOME/ TabWin

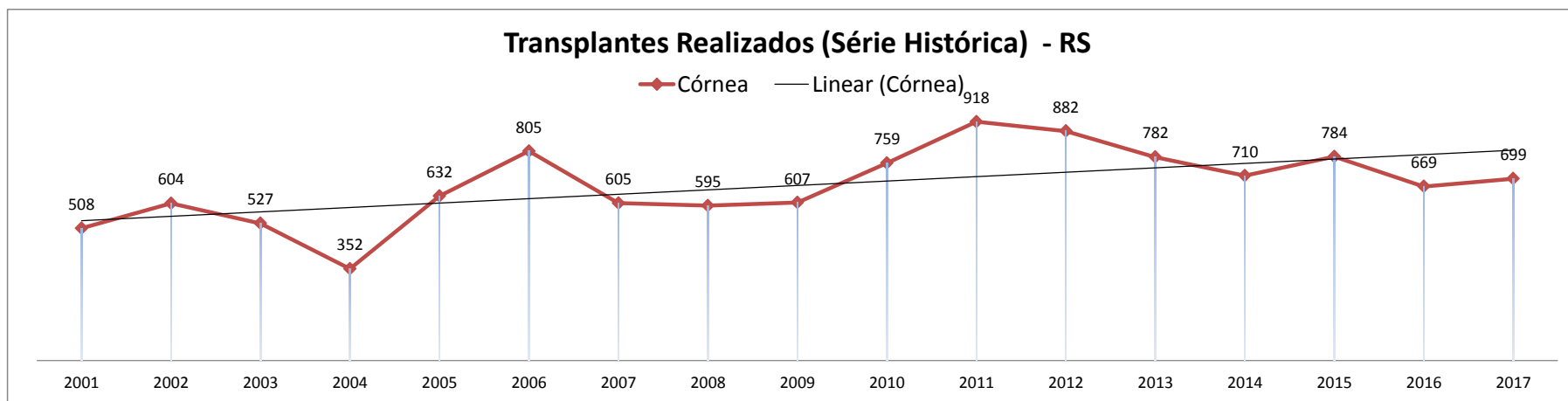
Transplantes Realizados (Série Histórica) - RS

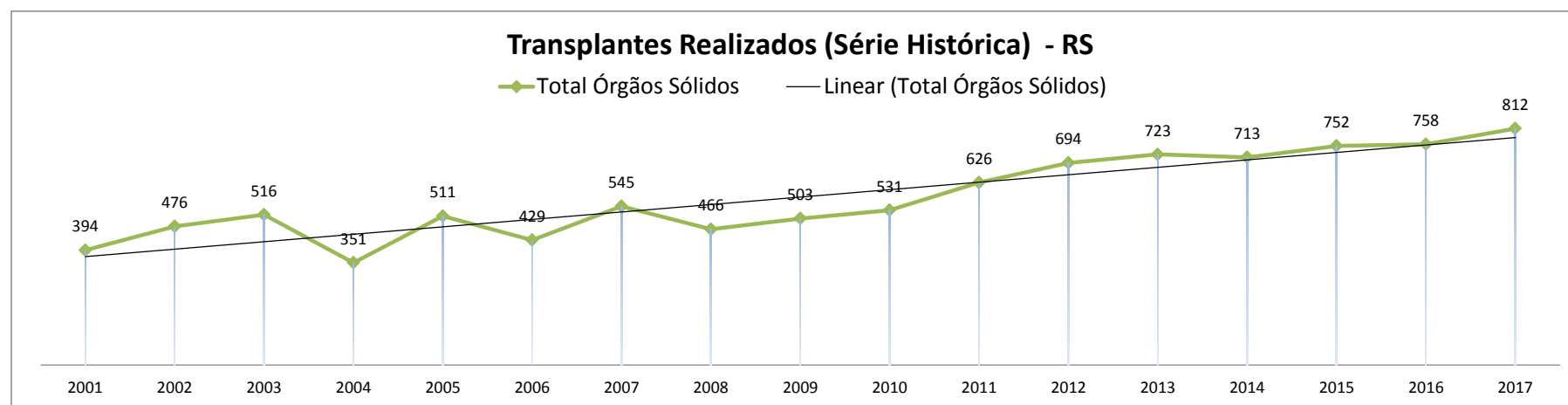
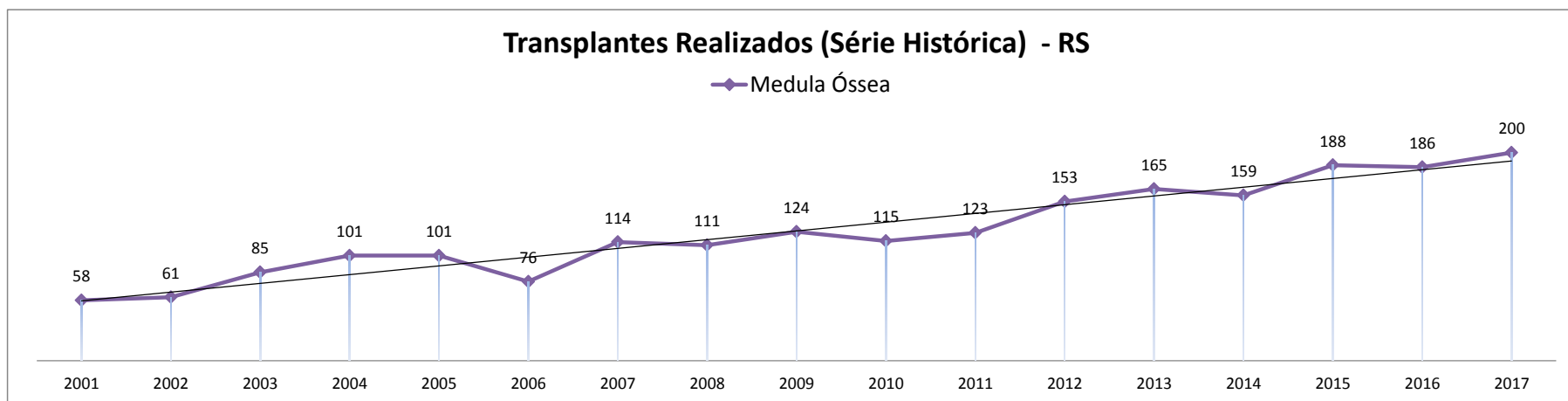
◆ Rim — Linear (Rim)



Transplantes Realizados (Série Histórica) - RS

◆ Córnea — Linear (Córnea)





Órgãos Sólidos: coração, fígado, rim, pulmão, pâncreas e pâncreas rim.

Fontes dos Dados: CETs - Centrais Estaduais de Transplantes/ REDOME/ TabWin