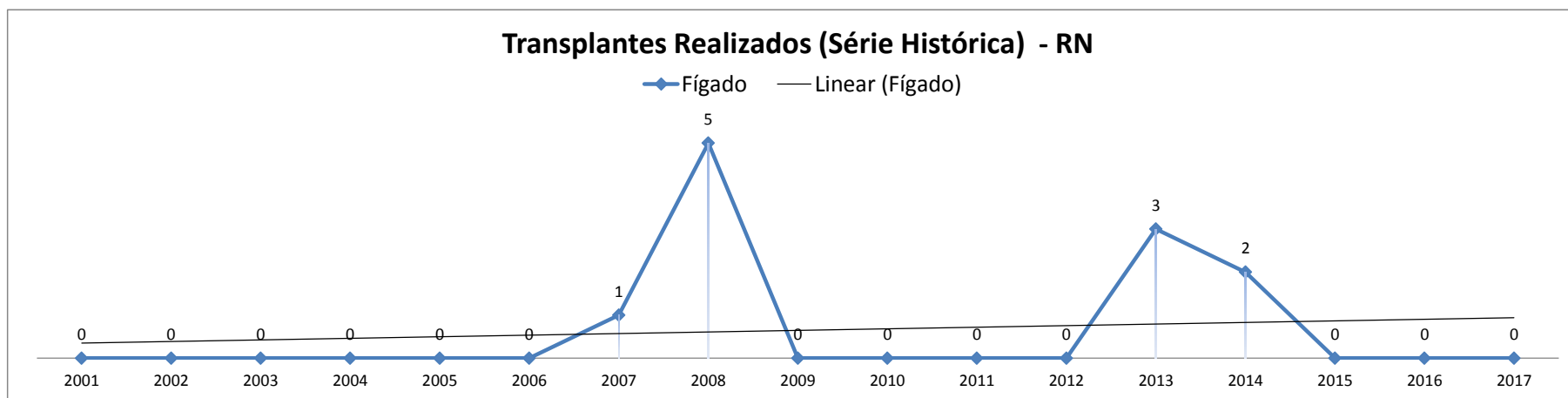
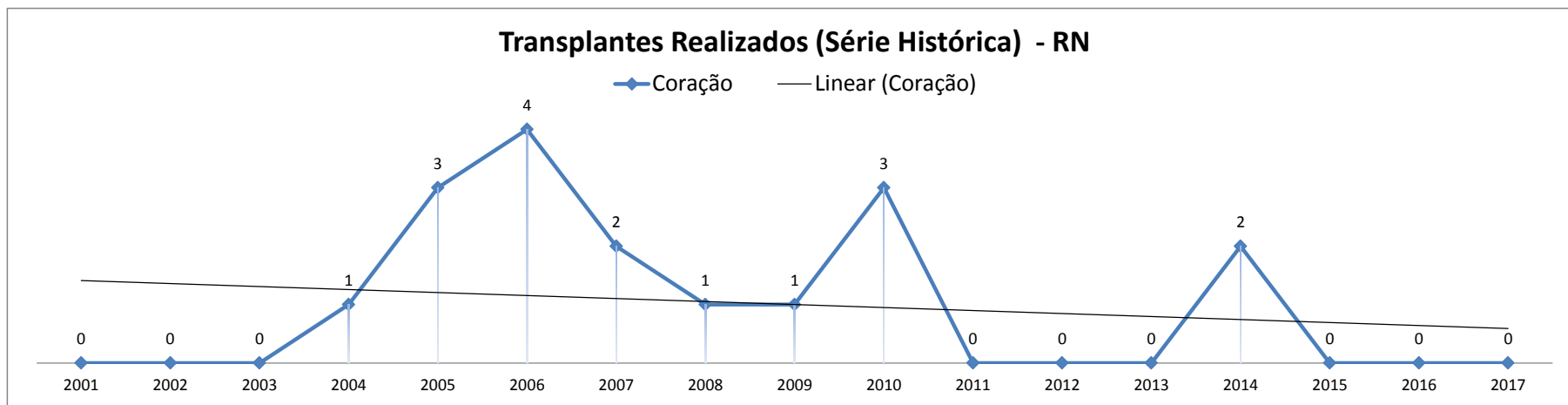


Transplantes Realizados (Série Histórica)

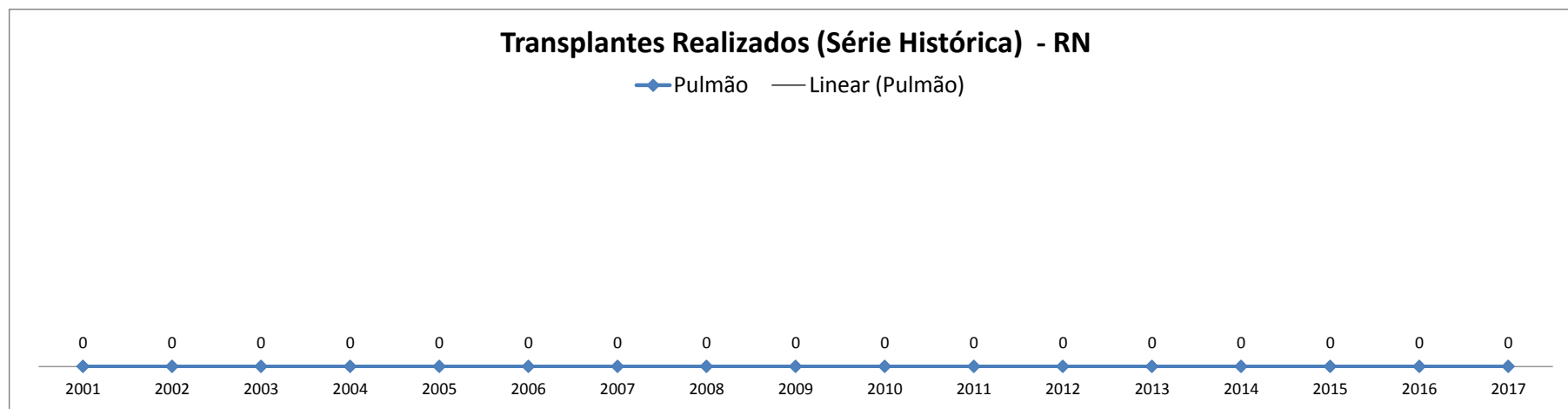
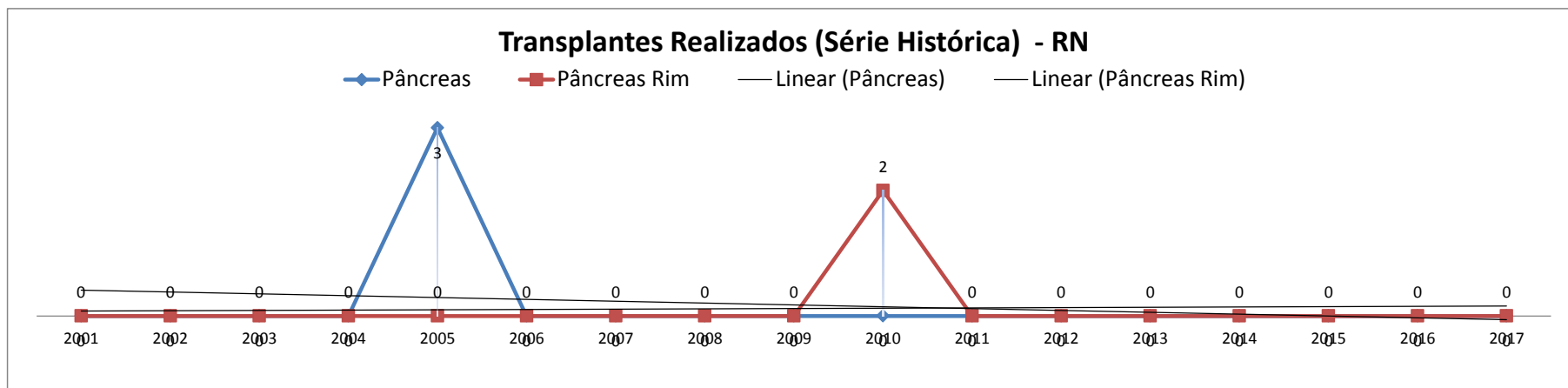
- RN

RN	2001	2002	2003	2004	2005	2006	2007	2008	2009	2010	2011	2012	2013	2014	2015	2016	2017
Coração	0	0	0	1	3	4	2	1	1	3	0	0	0	2	0	0	0
Fígado	0	0	0	0	0	0	1	5	0	0	0	0	3	2	0	0	0
Pâncreas	0	0	0	0	3	0	0	0	0	0	0	0	0	0	0	0	0
Pulmão	0	0	0	0	0	0	0	0	0	0	0	0	0	0	0	0	0
Rim	0	11	26	36	37	36	34	35	15	47	48	54	60	66	67	67	60
Pâncreas Rim	0	0	0	0	0	0	0	0	0	2	0	0	0	0	0	0	0
Total Órgãos Sólidos	0	11	26	37	43	40	37	41	16	52	48	54	63	70	67	67	60
Córnea	0	102	97	138	128	125	128	89	171	194	278	200	181	141	131	104	177
Medula Óssea	0	0	0	6	9	3	16	20	32	34	39	42	50	60	39	57	1
Total Geral	0	113	123	181	180	168	181	150	219	280	365	296	294	271	237	228	238

Fontes dos Dados: CETs - Centrais Estaduais de Transplantes/ REDOME/ TabWin

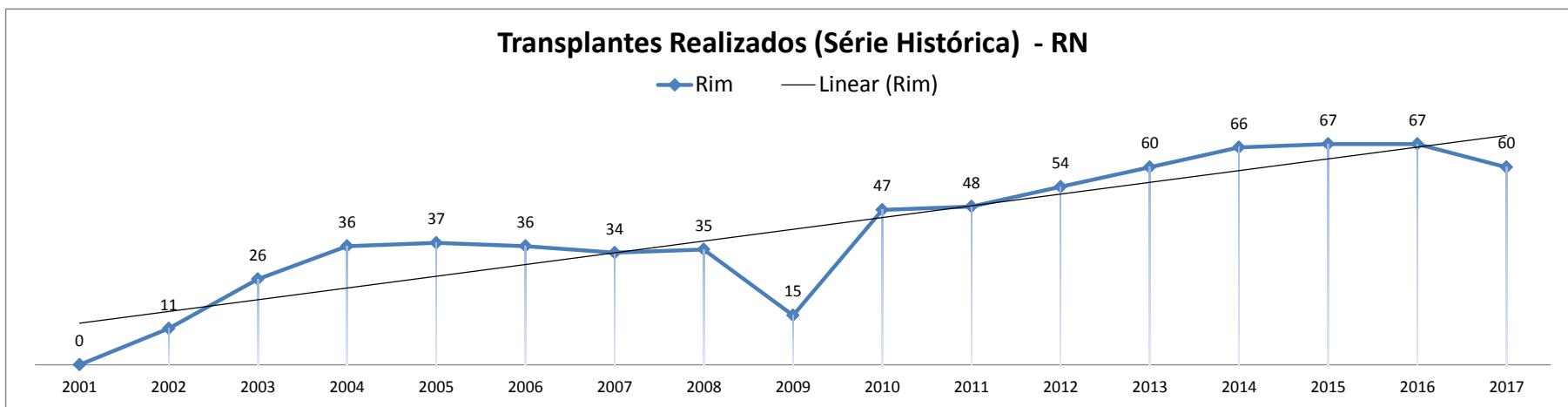


Fontes dos Dados: CETs - Centrais Estaduais de Transplantes/ REDOME/ TabWin

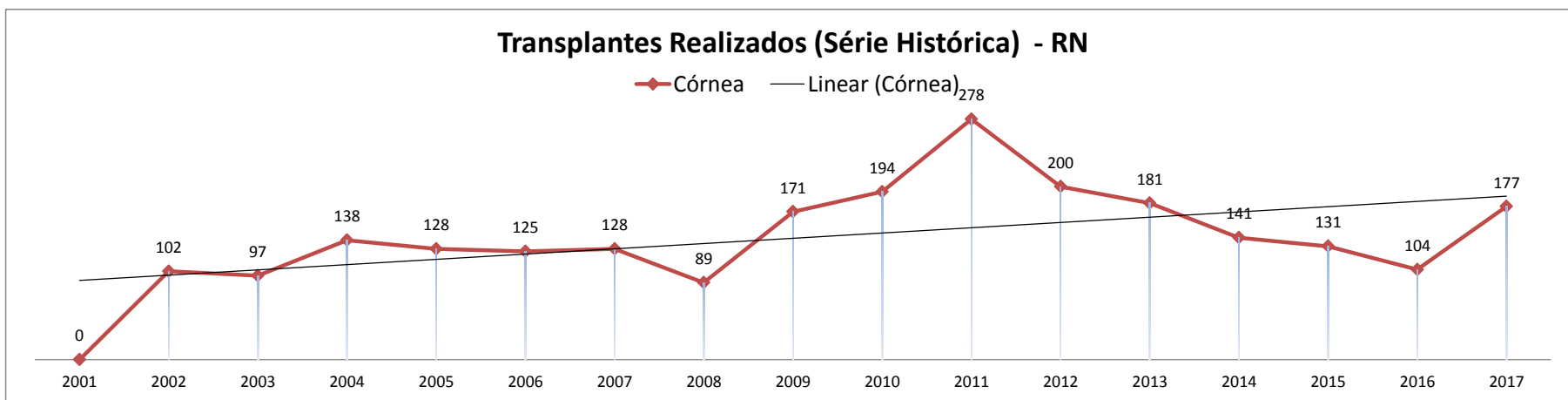


Fontes dos Dados: CETs - Centrais Estaduais de Transplantes/ REDOME/ TabWin

Transplantes Realizados (Série Histórica) - RN

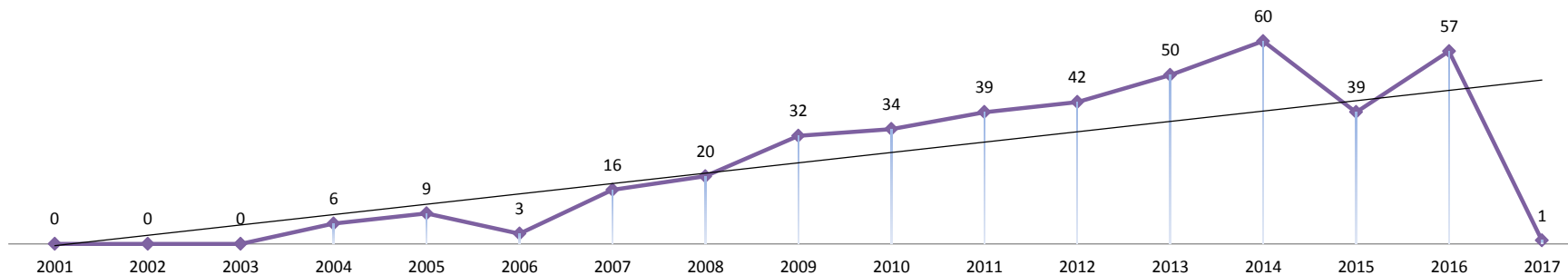


Transplantes Realizados (Série Histórica) - RN



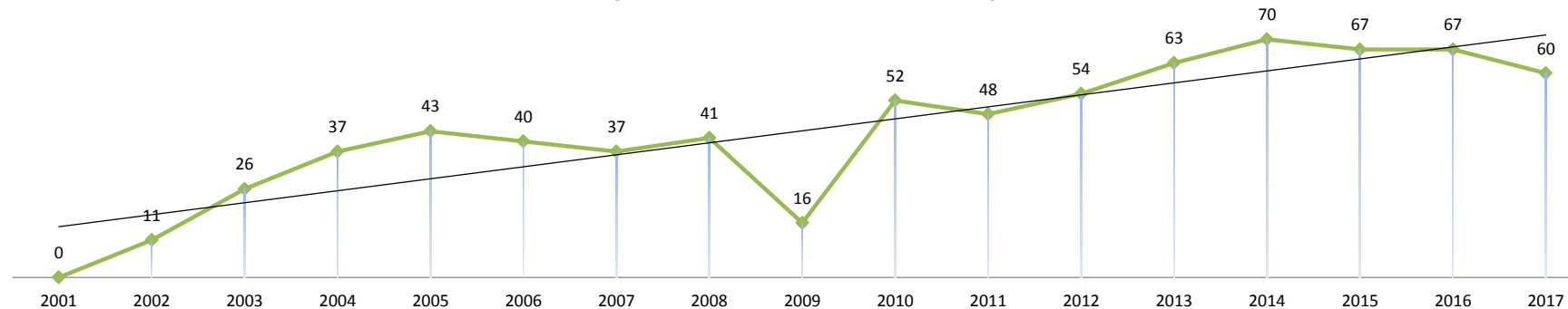
Transplantes Realizados (Série Histórica) - RN

—◆— Medula Óssea



Transplantes Realizados (Série Histórica) - RN

—◆— Total Órgãos Sólidos — Linear (Total Órgãos Sólidos)



Órgãos Sólidos: coração, fígado, rim, pulmão, pâncreas e pâncreas rim.

Fontes dos Dados: CETs - Centrais Estaduais de Transplantes/ REDOME/ TabWin