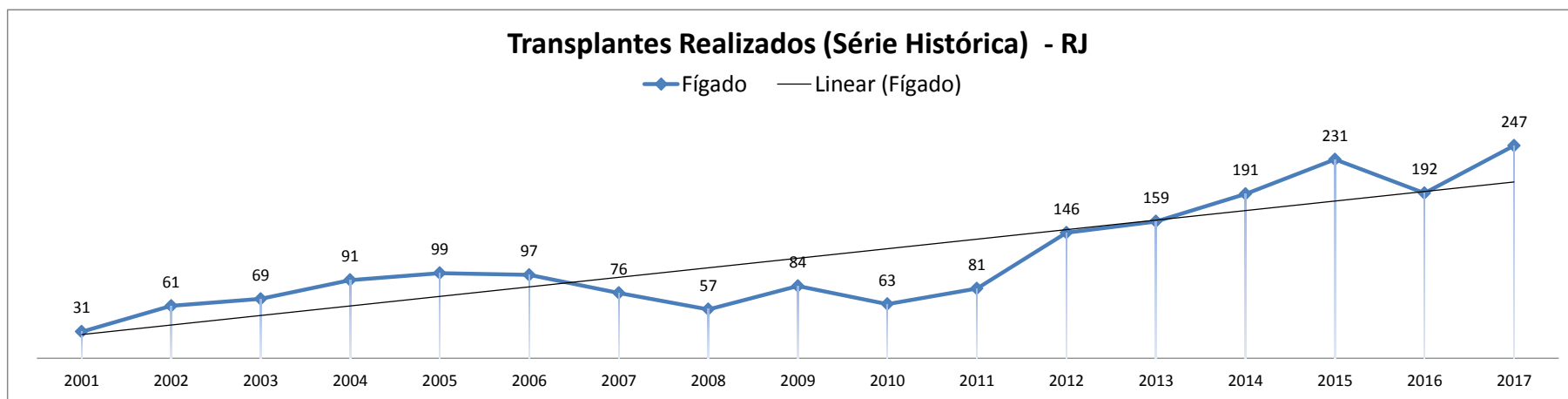
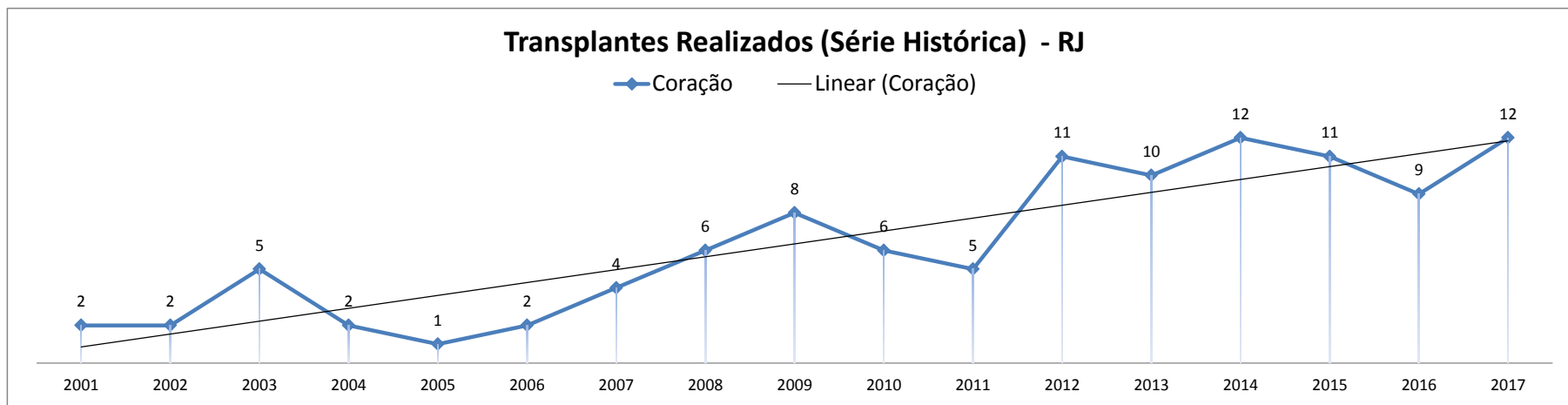


Transplantes Realizados (Série Histórica)

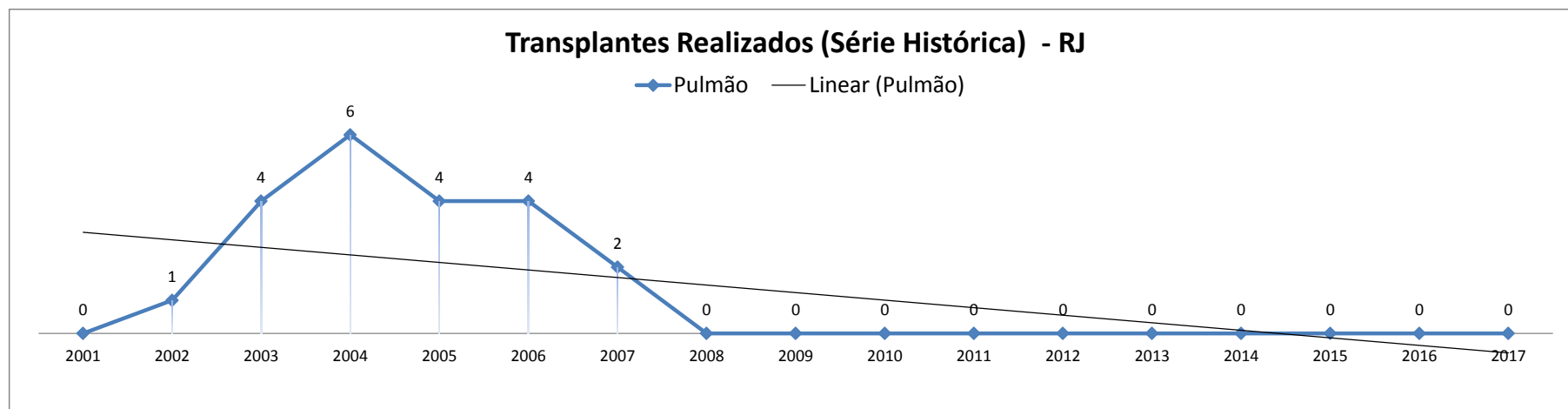
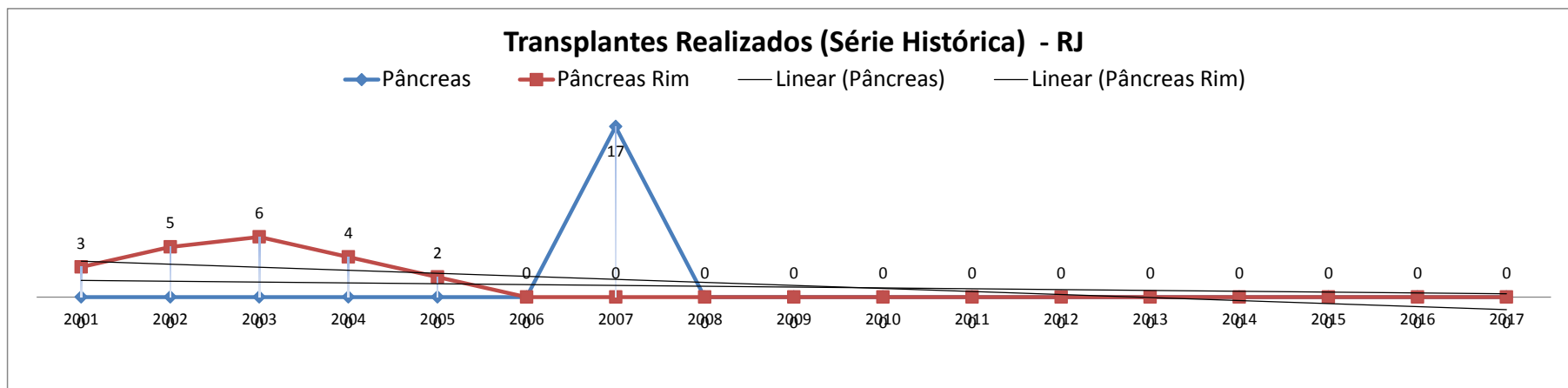
- RJ

RJ	2001	2002	2003	2004	2005	2006	2007	2008	2009	2010	2011	2012	2013	2014	2015	2016	2017
<b>Coração</b>	2	2	5	2	1	2	4	6	8	6	5	11	10	12	11	9	12
<b>Fígado</b>	31	61	69	91	99	97	76	57	84	63	81	146	159	191	231	192	247
<b>Pâncreas</b>	0	0	0	0	0	0	17	0	0	0	0	0	0	0	0	0	0
<b>Pulmão</b>	0	1	4	6	4	4	2	0	0	0	0	0	0	0	0	0	0
<b>Rim</b>	261	294	255	264	213	220	193	100	204	182	243	350	420	472	476	353	383
<b>Pâncreas Rim</b>	3	5	6	4	2	0	0	0	0	0	0	0	0	0	0	0	0
<b>Total Órgãos Sólidos</b>	<b>297</b>	<b>363</b>	<b>339</b>	<b>367</b>	<b>319</b>	<b>323</b>	<b>292</b>	<b>163</b>	<b>296</b>	<b>251</b>	<b>329</b>	<b>507</b>	<b>589</b>	<b>675</b>	<b>718</b>	<b>554</b>	<b>642</b>
<b>Córnea</b>	114	205	257	157	141	77	54	78	88	145	294	269	303	301	443	575	961
<b>Medula Óssea</b>	117	140	124	151	141	97	168	138	146	157	115	215	205	167	178	79	193
<b>Total Geral</b>	<b>528</b>	<b>708</b>	<b>720</b>	<b>675</b>	<b>601</b>	<b>497</b>	<b>514</b>	<b>379</b>	<b>530</b>	<b>553</b>	<b>738</b>	<b>991</b>	<b>1.097</b>	<b>1.143</b>	<b>1.339</b>	<b>1.208</b>	<b>1.796</b>

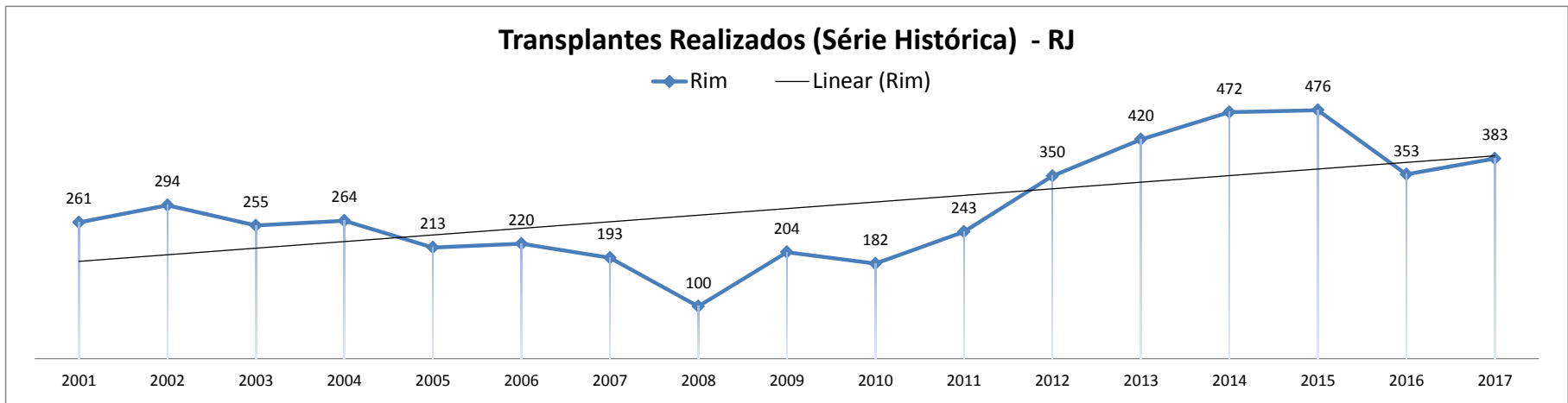
Fontes dos Dados: CETs - Centrais Estaduais de Transplantes/ REDOME/ TabWin



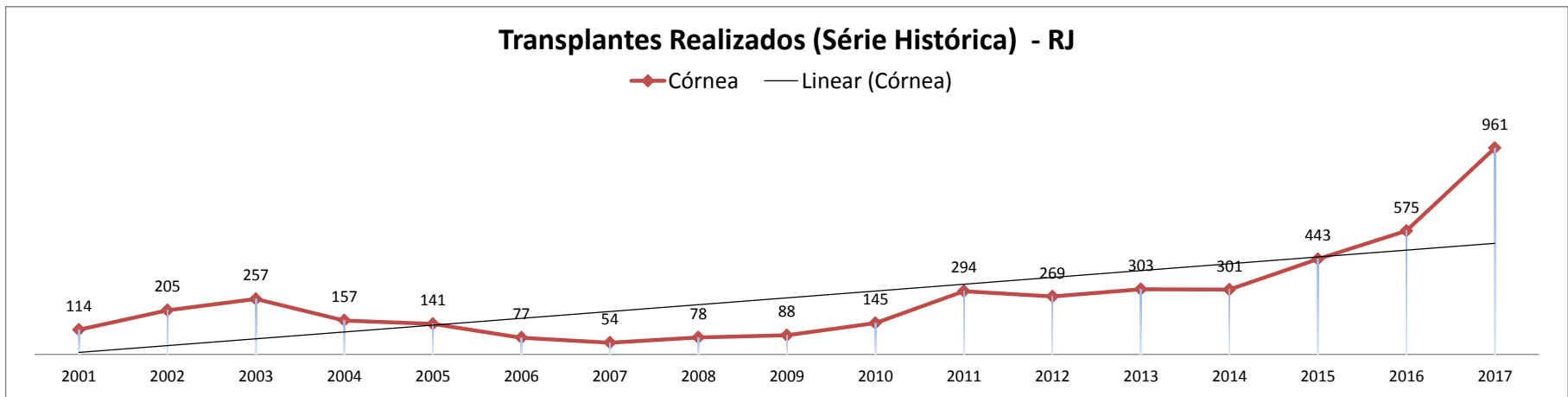
Fontes dos Dados: CETs - Centrais Estaduais de Transplantes/ REDOME/ TabWin

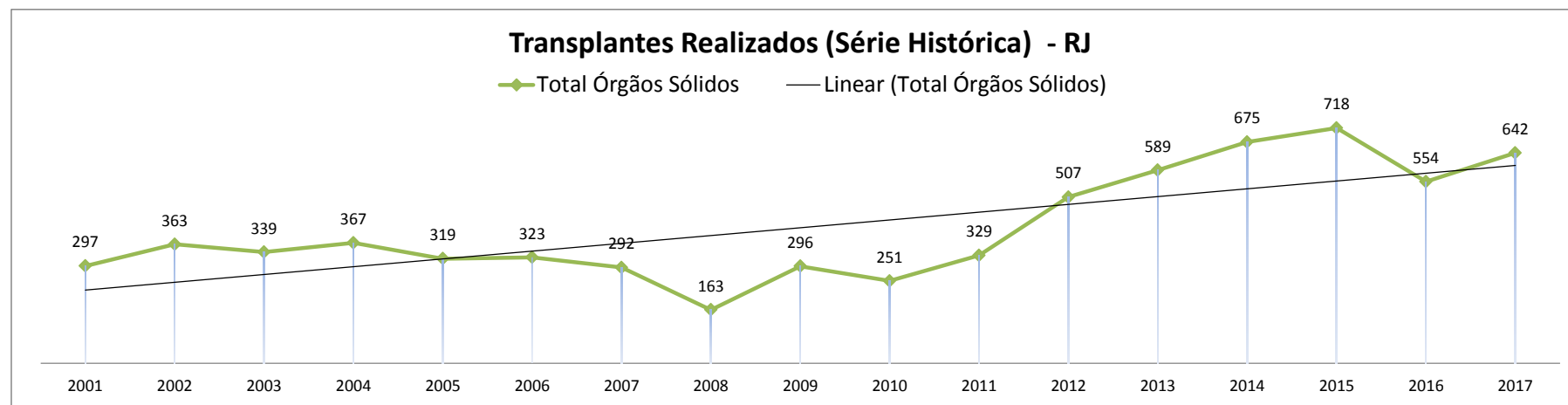
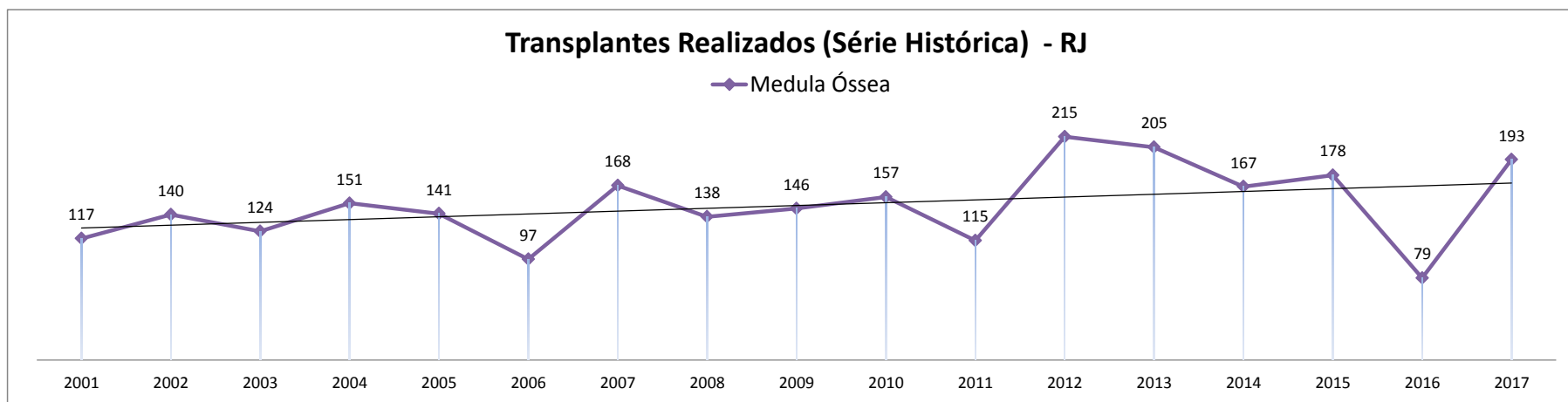


### Transplantes Realizados (Série Histórica) - RJ



### Transplantes Realizados (Série Histórica) - RJ





Órgãos Sólidos: coração, fígado, rim, pulmão, pâncreas e pâncreas rim.

Fontes dos Dados: CETs - Centrais Estaduais de Transplantes/ REDOME/ TabWin