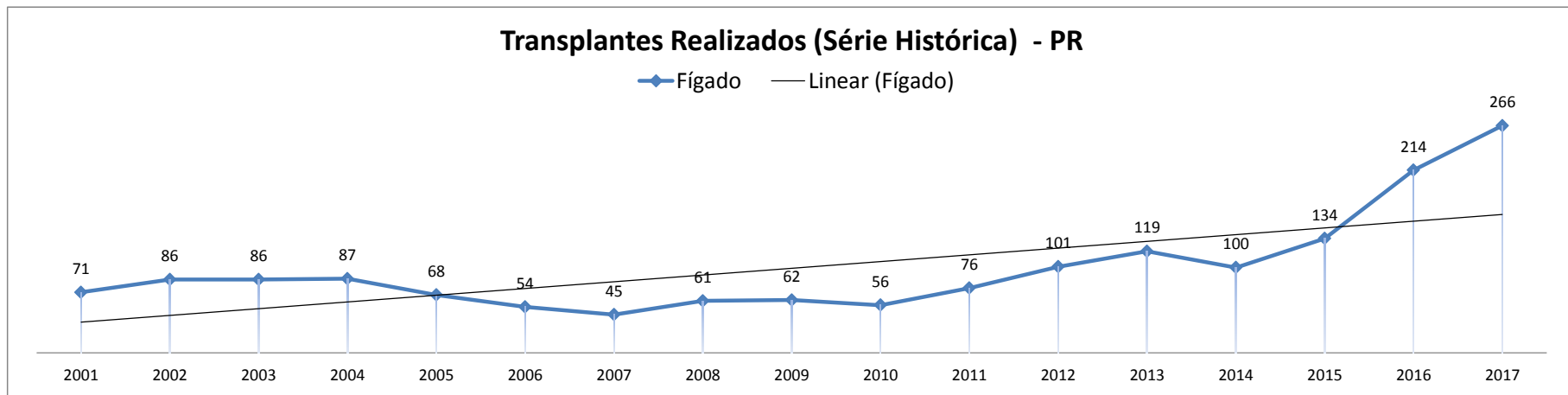
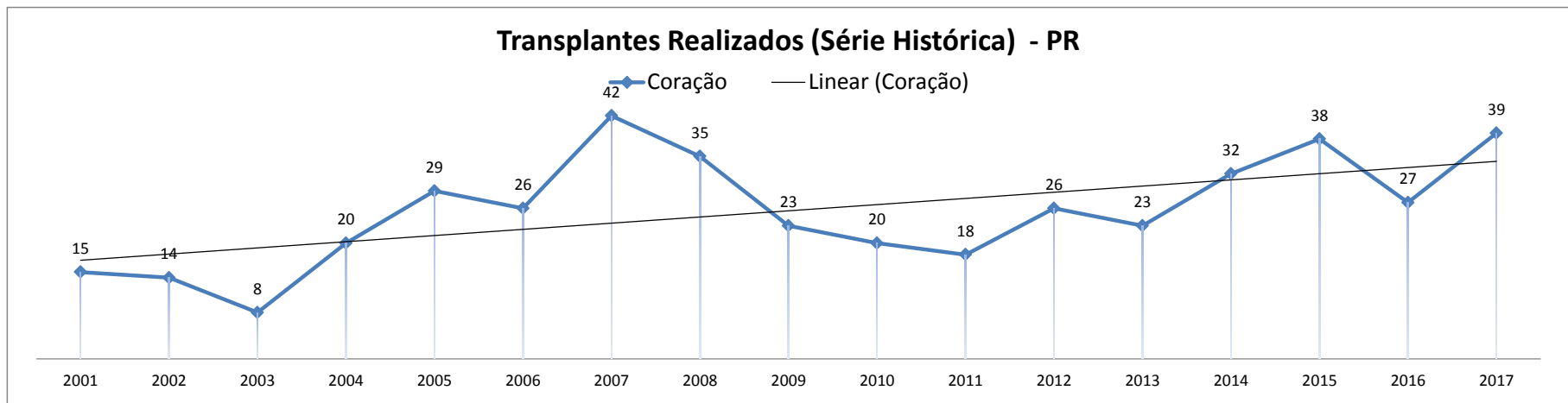


Transplantes Realizados (Série Histórica)

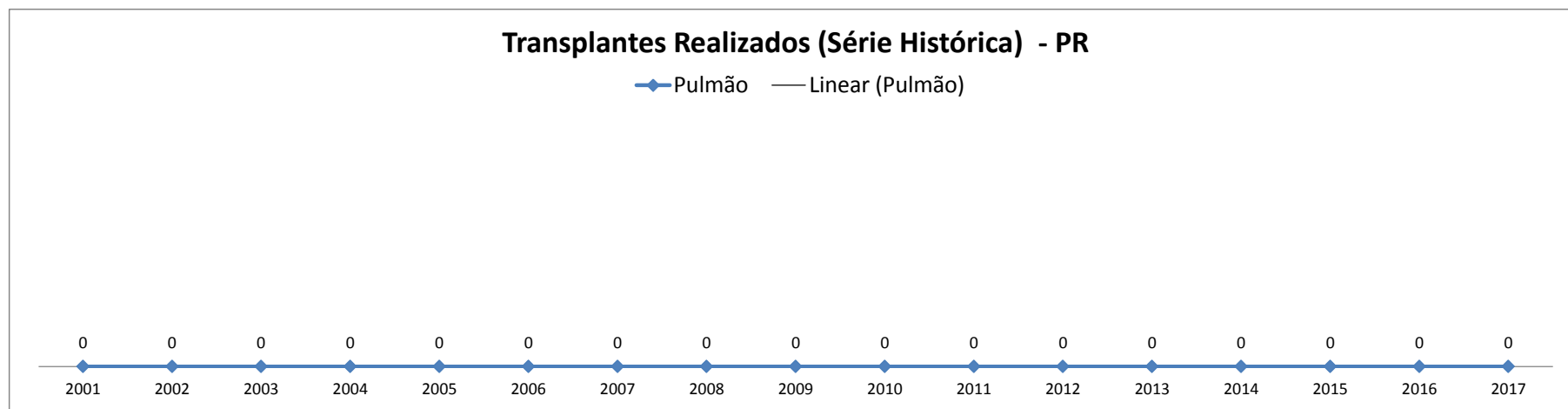
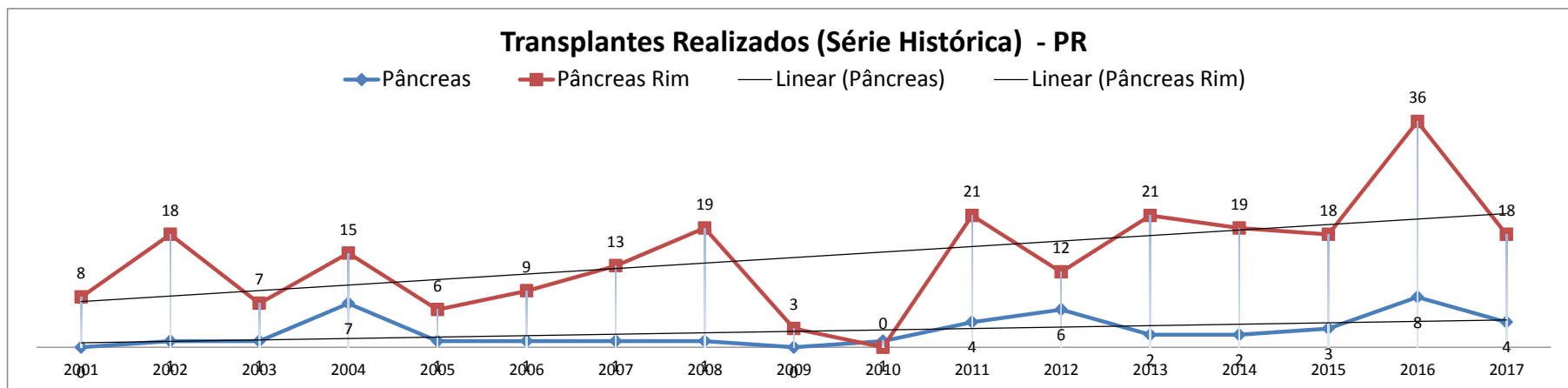
- PR

PR	2001	2002	2003	2004	2005	2006	2007	2008	2009	2010	2011	2012	2013	2014	2015	2016	2017
<b>Coração</b>	15	14	8	20	29	26	42	35	23	20	18	26	23	32	38	27	39
<b>Fígado</b>	71	86	86	87	68	54	45	61	62	56	76	101	119	100	134	214	266
<b>Pâncreas</b>	0	1	1	7	1	1	1	1	0	1	4	6	2	2	3	8	4
<b>Pulmão</b>	0	0	0	0	0	0	0	0	0	0	0	0	0	0	0	0	0
<b>Rim</b>	187	207	189	205	239	226	266	284	322	314	418	430	455	432	461	543	607
<b>Pâncreas Rim</b>	8	18	7	15	6	9	13	19	3	0	21	12	21	19	18	36	18
<b>Total Órgãos Sólidos</b>	<b>281</b>	<b>326</b>	<b>291</b>	<b>334</b>	<b>343</b>	<b>316</b>	<b>367</b>	<b>400</b>	<b>410</b>	<b>391</b>	<b>537</b>	<b>575</b>	<b>620</b>	<b>585</b>	<b>654</b>	<b>828</b>	<b>934</b>
<b>Córnea</b>	448	443	483	606	461	615	885	1.000	947	752	1.298	998	744	811	890	1.057	886
<b>Medula Óssea</b>	79	101	112	124	108	76	111	137	111	205	201	206	228	219	183	231	295
<b>Total Geral</b>	<b>808</b>	<b>870</b>	<b>886</b>	<b>1.064</b>	<b>912</b>	<b>1.007</b>	<b>1.363</b>	<b>1.537</b>	<b>1.468</b>	<b>1.348</b>	<b>2.036</b>	<b>1.779</b>	<b>1.592</b>	<b>1.615</b>	<b>1.727</b>	<b>2.116</b>	<b>2.115</b>

Fontes dos Dados: CETs - Centrais Estaduais de Transplantes/ REDOME/ TabWin

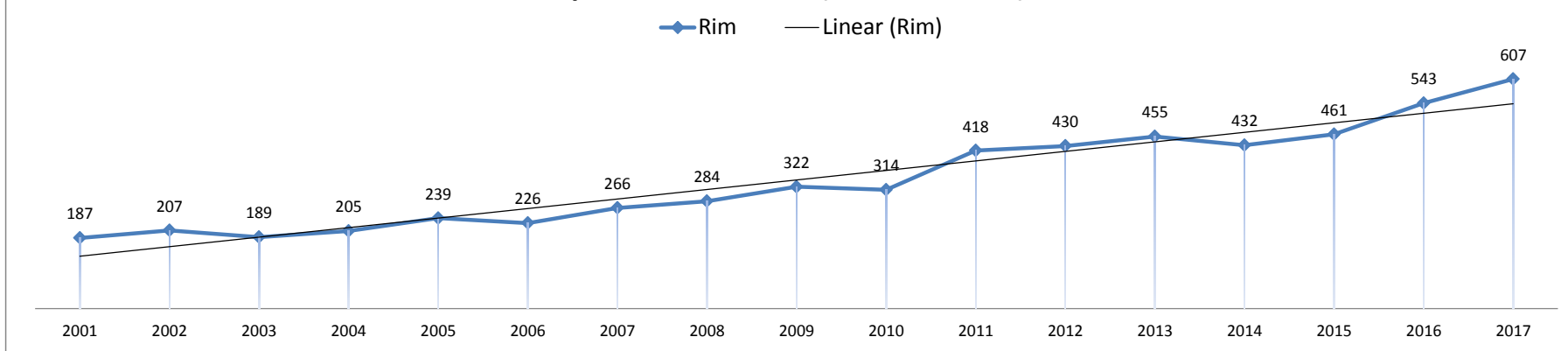


Fontes dos Dados: CETs - Centrais Estaduais de Transplantes/ REDOME/ TabWin

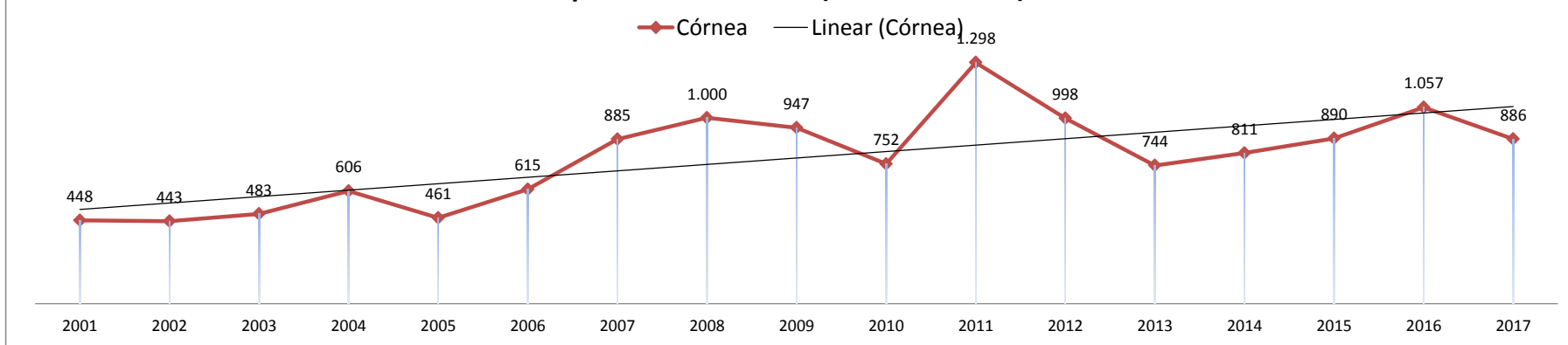


Fontes dos Dados: CETs - Centrais Estaduais de Transplantes/ REDOME/ TabWin

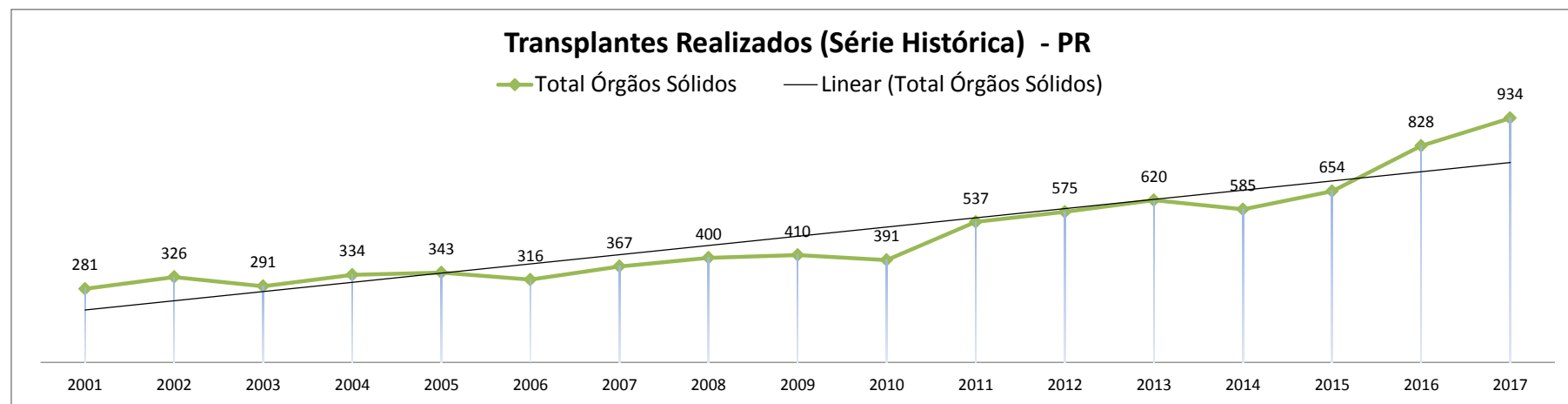
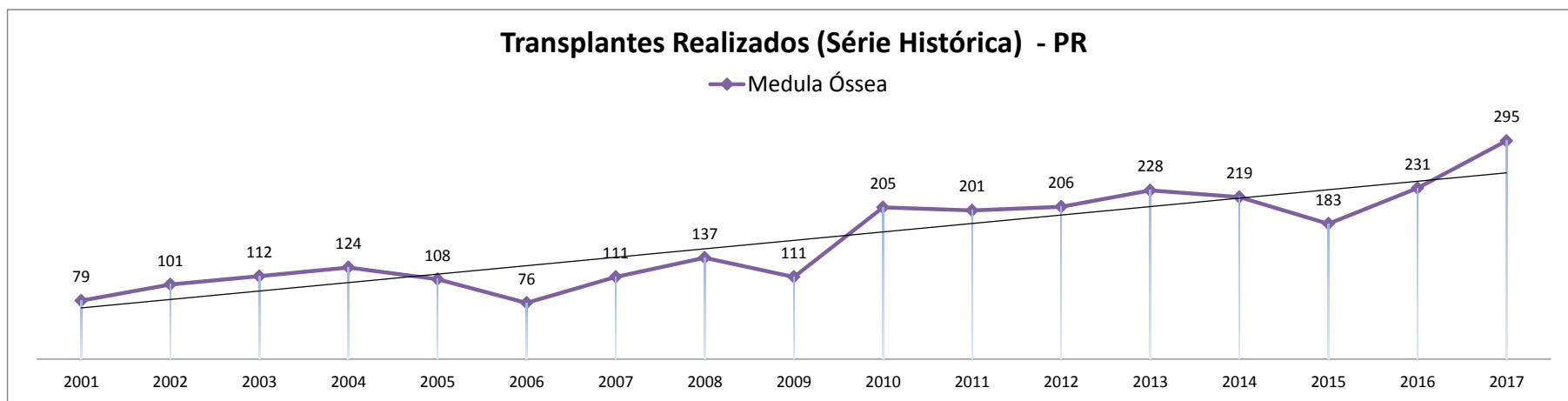
### Transplantes Realizados (Série Histórica) - PR



### Transplantes Realizados (Série Histórica) - PR



Fontes dos Dados: CETs - Centrais Estaduais de Transplantes/ REDOME/ TabWin



Órgãos Sólidos: coração, fígado, rim, pulmão, pâncreas e pâncreas rim.

Fontes dos Dados: CETs - Centrais Estaduais de Transplantes/ REDOME/ TabWin