

Transplantes Realizados (Série Histórica)

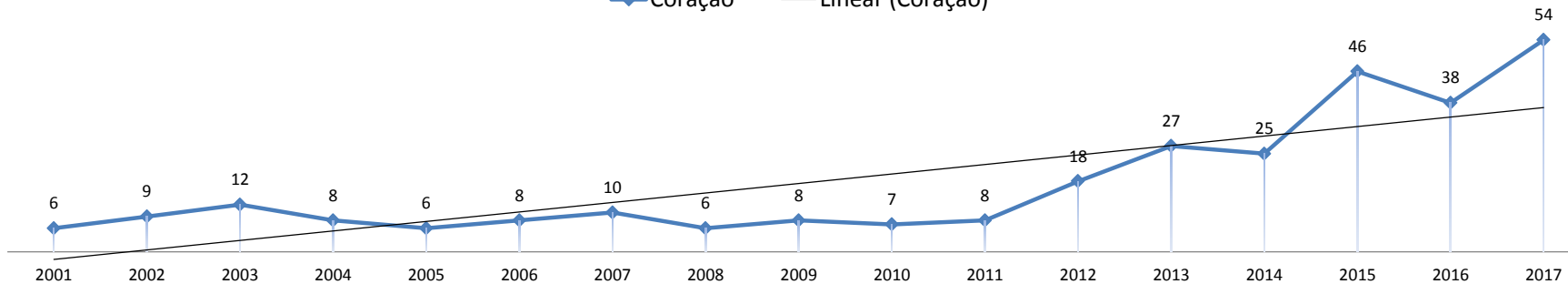
- PE

PE	2001	2002	2003	2004	2005	2006	2007	2008	2009	2010	2011	2012	2013	2014	2015	2016	2017
Coração	6	9	12	8	6	8	10	6	8	7	8	18	27	25	46	38	54
Fígado	15	21	38	44	48	57	51	83	78	79	104	133	126	115	123	114	131
Pâncreas	0	0	0	0	2	0	2	0	0	0	0	0	0	0	0	0	0
Pulmão	0	0	0	0	0	0	0	0	0	0	0	0	0	0	0	0	0
Rim	81	91	106	109	96	136	114	163	180	186	199	278	285	279	344	287	406
Pâncreas Rim	0	0	1	0	1	0	0	0	0	0	0	3	3	5	3	6	6
Total Órgãos Sólidos	102	121	157	161	153	201	177	252	266	272	311	432	441	424	516	445	597
Córnea	215	217	311	336	391	522	494	632	671	502	661	1.084	865	759	594	827	968
Medula Óssea	0	18	53	52	83	83	127	137	109	96	112	160	182	214	233	187	225
Total Geral	317	356	521	549	627	806	798	1.021	1.046	870	1.084	1.676	1.488	1.397	1.343	1.459	1.790

Fontes dos Dados: CETs - Centrais Estaduais de Transplantes/ REDOME/ TabWin

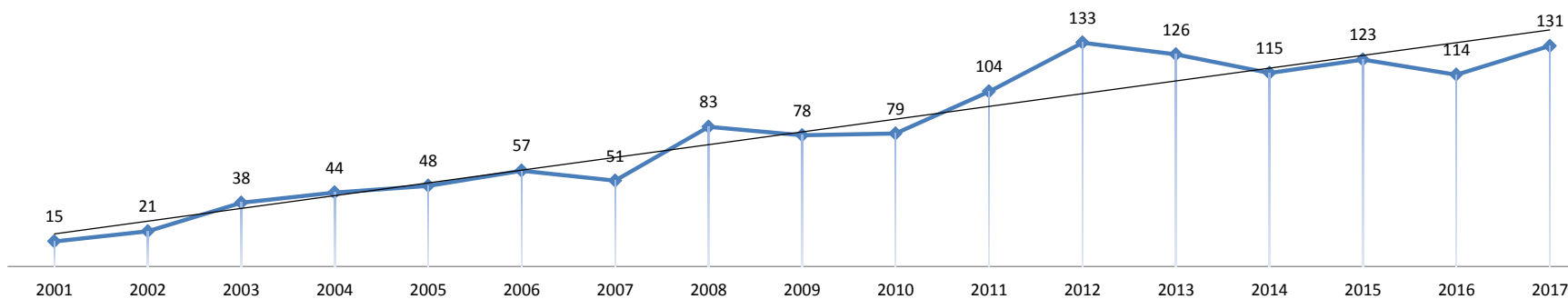
Transplantes Realizados (Série Histórica) - PE

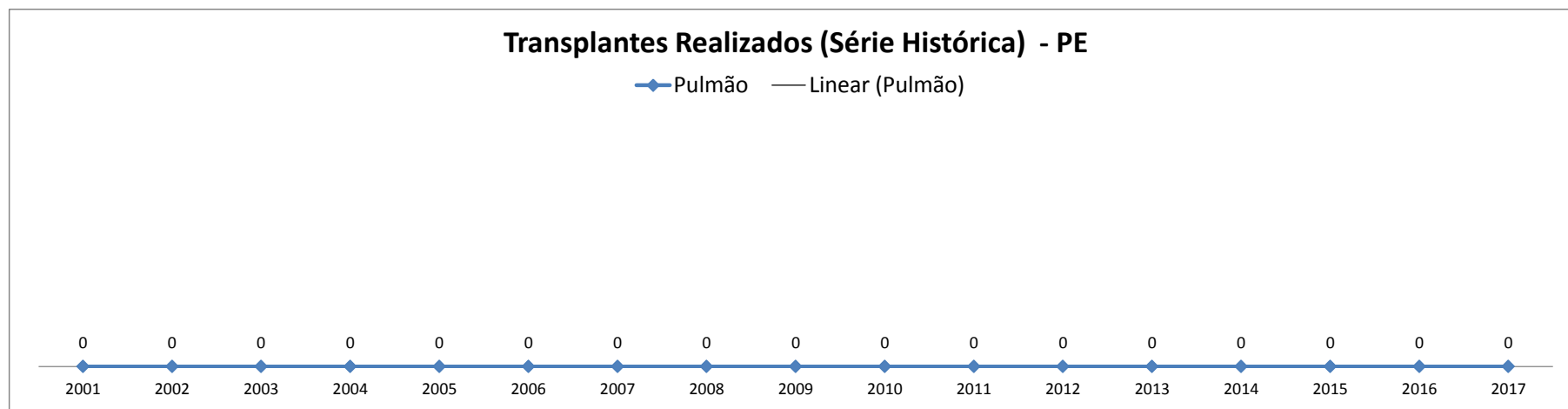
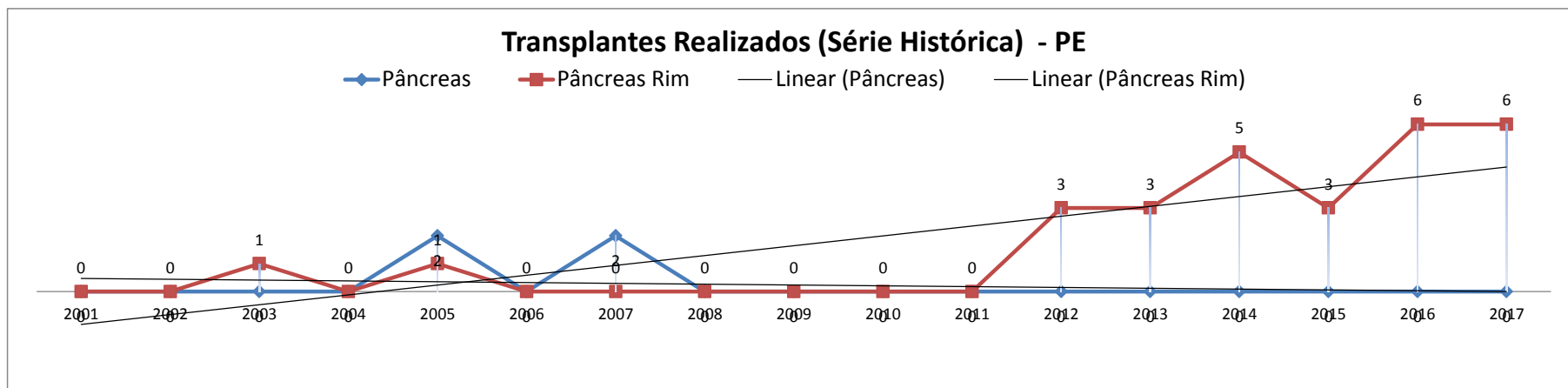
◆ Coração — Linear (Coração)



Transplantes Realizados (Série Histórica) - PE

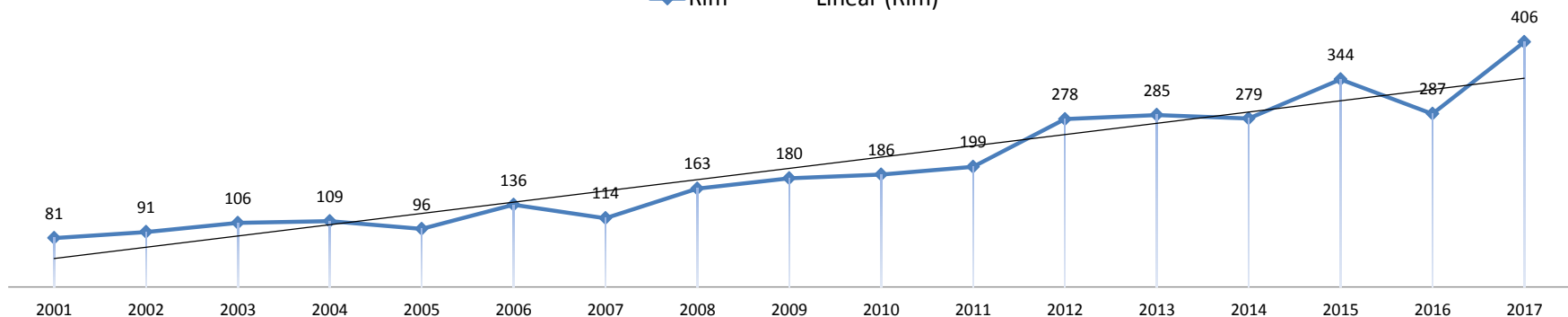
◆ Fígado — Linear (Fígado)





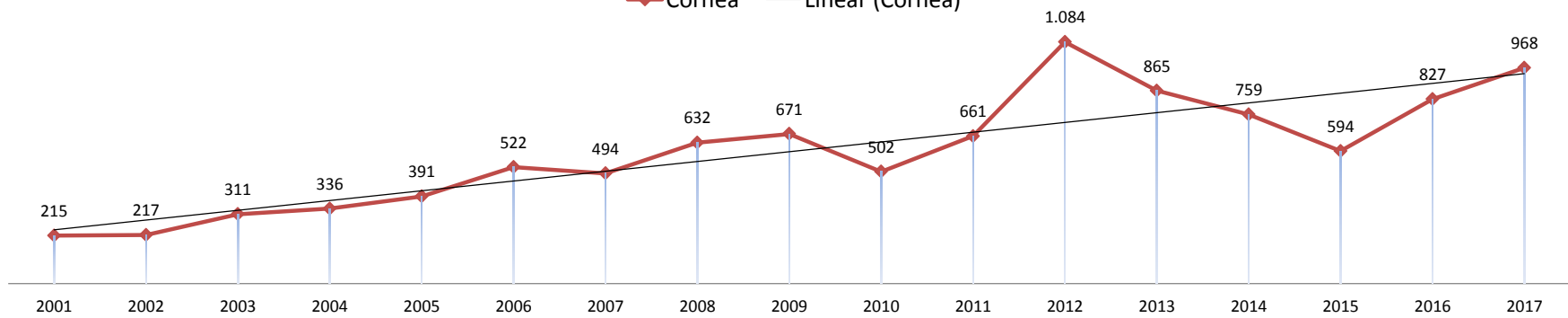
Transplantes Realizados (Série Histórica) - PE

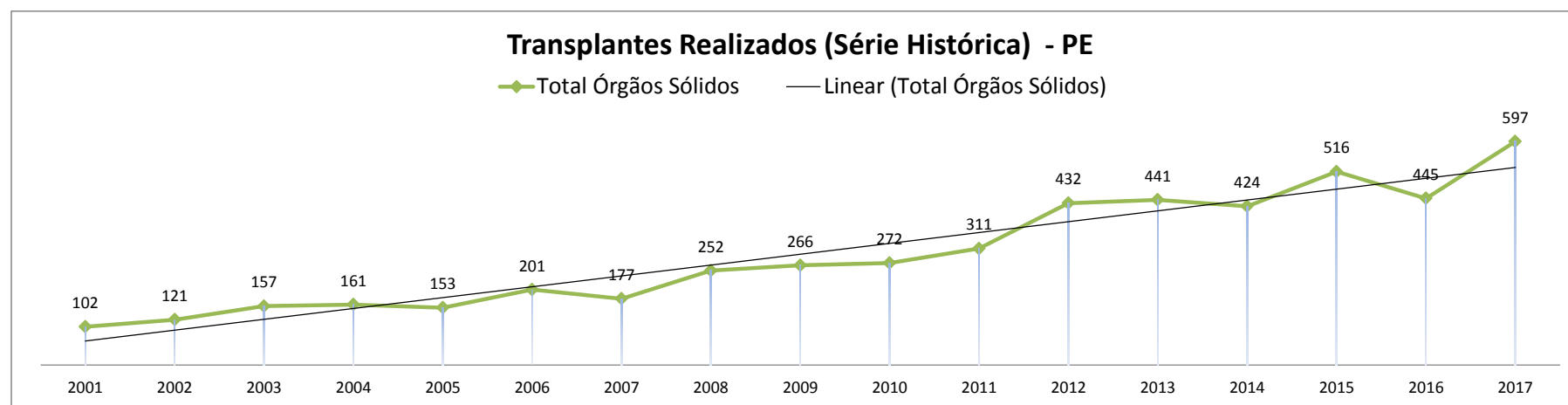
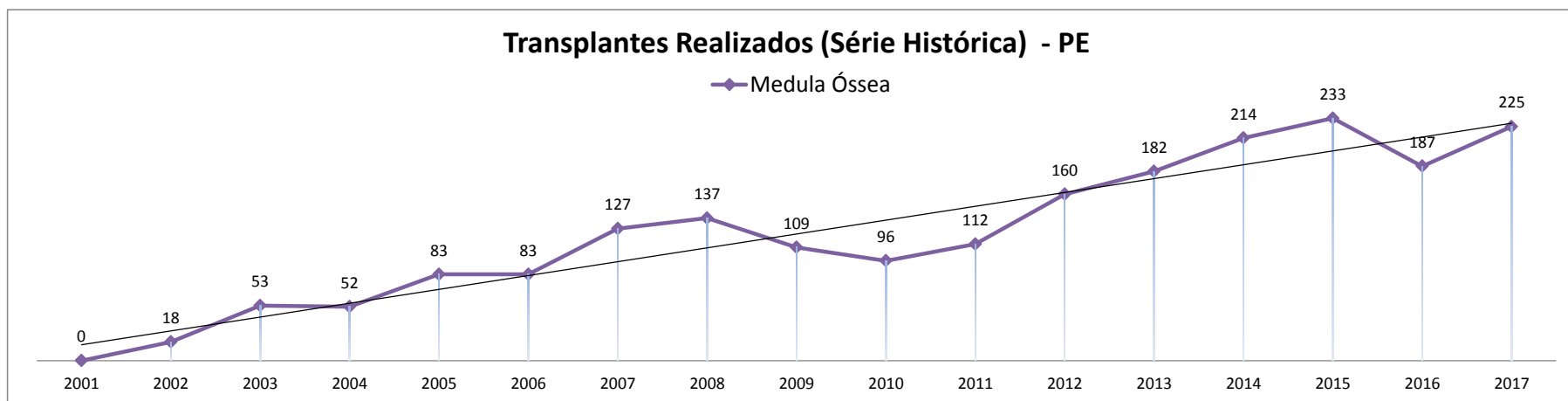
◆ Rim — Linear (Rim)



Transplantes Realizados (Série Histórica) - PE

◆ Córnea — Linear (Córnea)





Órgãos Sólidos: coração, fígado, rim, pulmão, pâncreas e pâncreas rim.

Fontes dos Dados: CETs - Centrais Estaduais de Transplantes/ REDOME/ TabWin