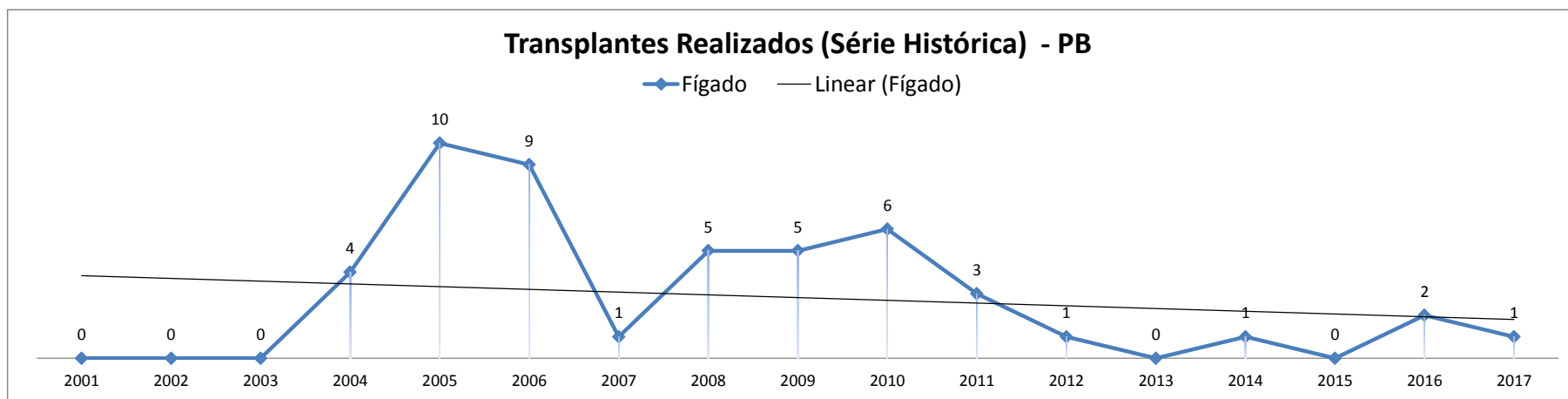
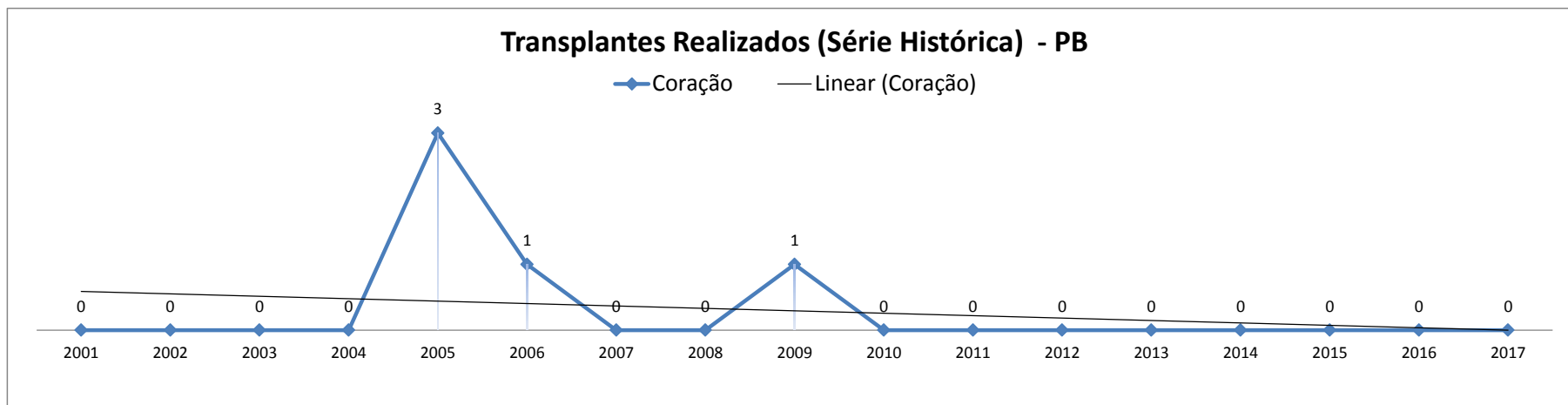


Transplantes Realizados (Série Histórica)

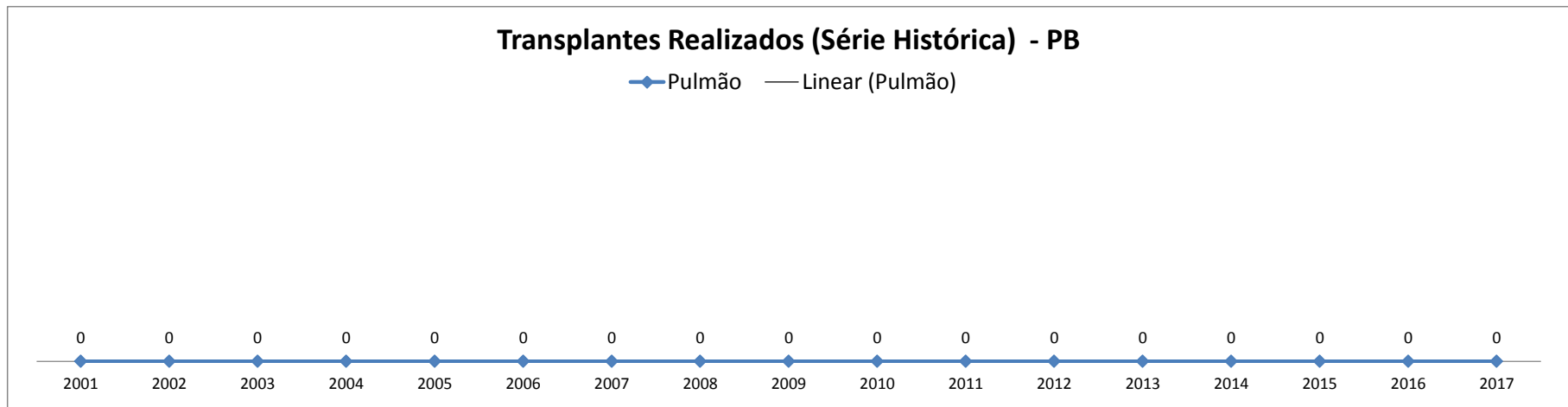
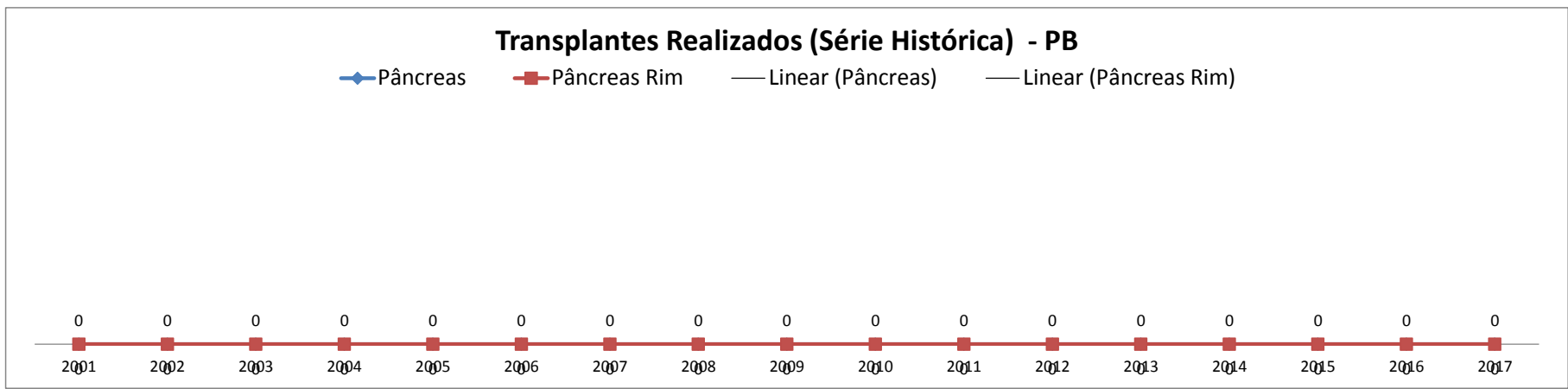
- PB

PB	2001	2002	2003	2004	2005	2006	2007	2008	2009	2010	2011	2012	2013	2014	2015	2016	2017
Coração	0	0	0	0	3	1	0	0	1	0	0	0	0	0	0	0	0
Fígado	0	0	0	4	10	9	1	5	5	6	3	1	0	1	0	2	1
Pâncreas	0	0	0	0	0	0	0	0	0	0	0	0	0	0	0	0	0
Pulmão	0	0	0	0	0	0	0	0	0	0	0	0	0	0	0	0	0
Rim	5	5	5	3	11	17	3	12	13	30	25	49	53	39	34	37	33
Pâncreas Rim	0	0	0	0	0	0	0	0	0	0	0	0	0	0	0	0	0
Total Órgãos Sólidos	5	5	5	7	24	27	4	17	19	36	28	50	53	40	34	39	34
Córnea	66	186	132	184	154	143	123	135	202	171	154	99	163	139	114	145	152
Medula Óssea	0	0	0	0	0	0	0	0	0	0	0	0	0	0	0	0	0
Total Geral	71	191	137	191	178	170	127	152	221	207	182	149	216	179	148	184	186

Fontes dos Dados: CETs - Centrais Estaduais de Transplantes/ REDOME/ TabWin



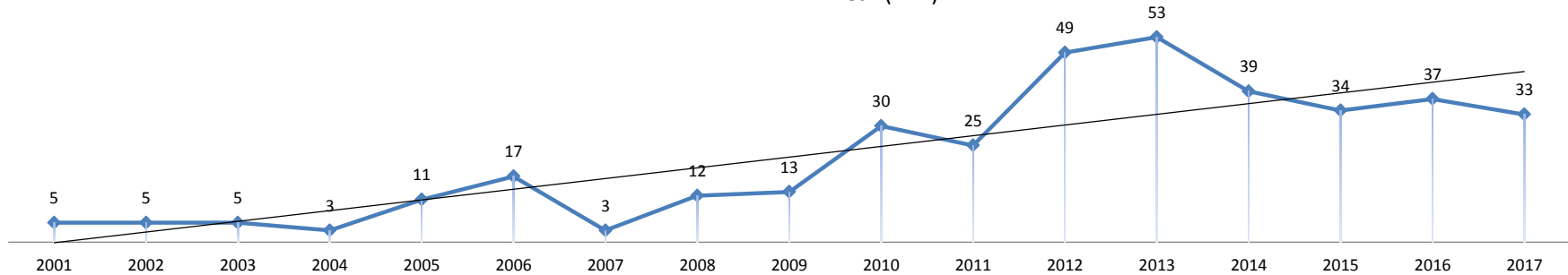
Fontes dos Dados: CETs - Centrais Estaduais de Transplantes/ REDOME/ TabWin



Fontes dos Dados: CETs - Centrais Estaduais de Transplantes/ REDOME/ TabWin

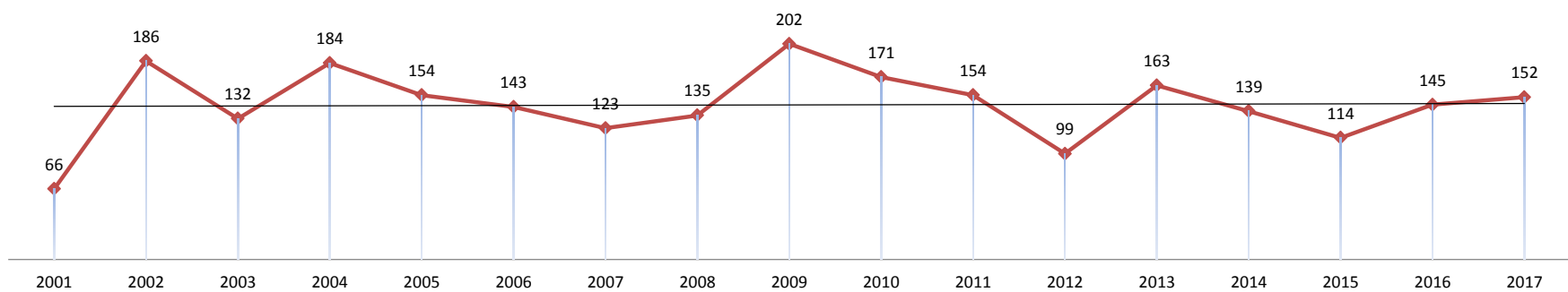
Transplantes Realizados (Série Histórica) - PB

◆ Rim — Linear (Rim)



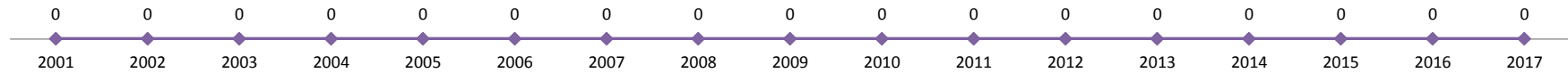
Transplantes Realizados (Série Histórica) - PB

◆ Córnea — Linear (Córnea)



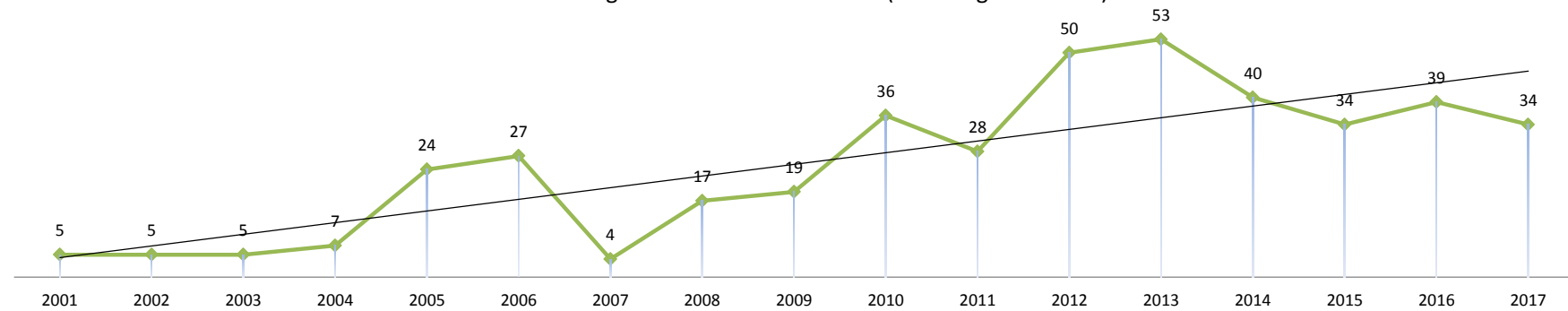
Transplantes Realizados (Série Histórica) - PB

—◆— Medula Óssea



Transplantes Realizados (Série Histórica) - PB

—◆— Total Órgãos Sólidos — Linear (Total Órgãos Sólidos)



Órgãos Sólidos: coração, fígado, rim, pulmão, pâncreas e pâncreas rim.

Fontes dos Dados: CETs - Centrais Estaduais de Transplantes/ REDOME/ TabWin