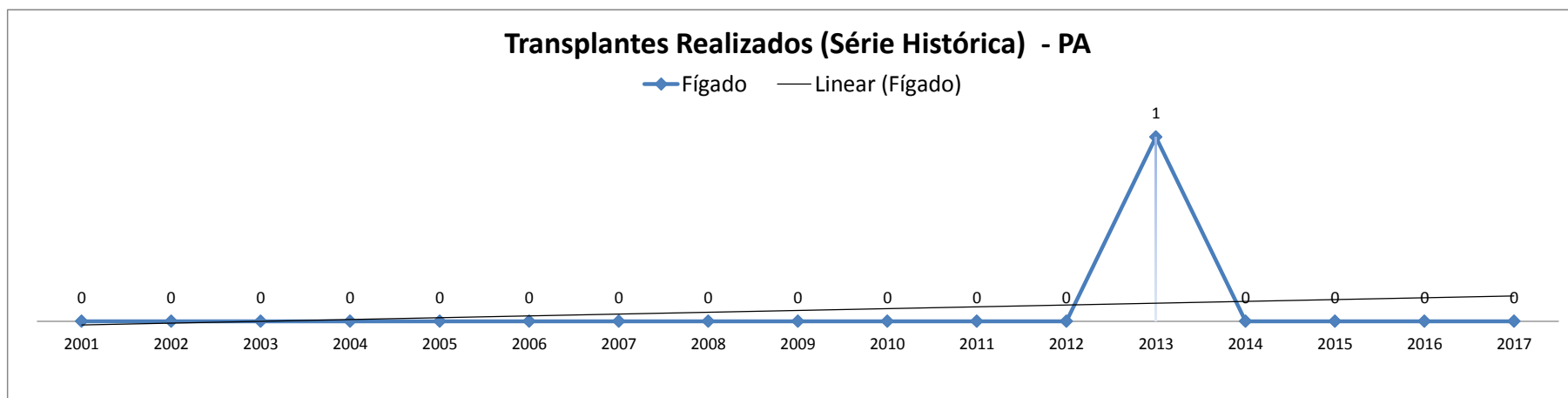
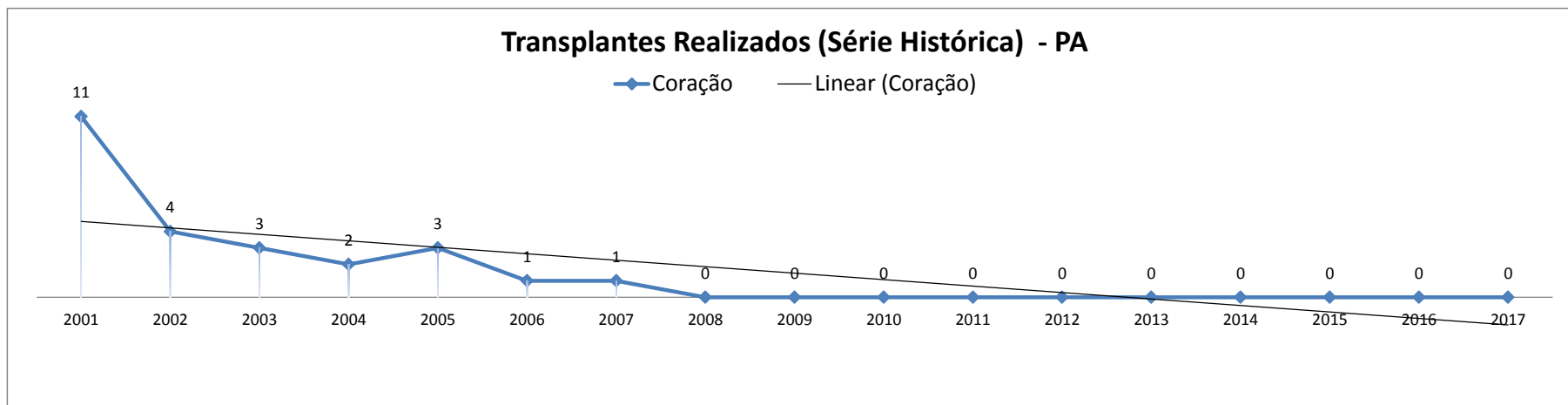


Transplantes Realizados (Série Histórica)

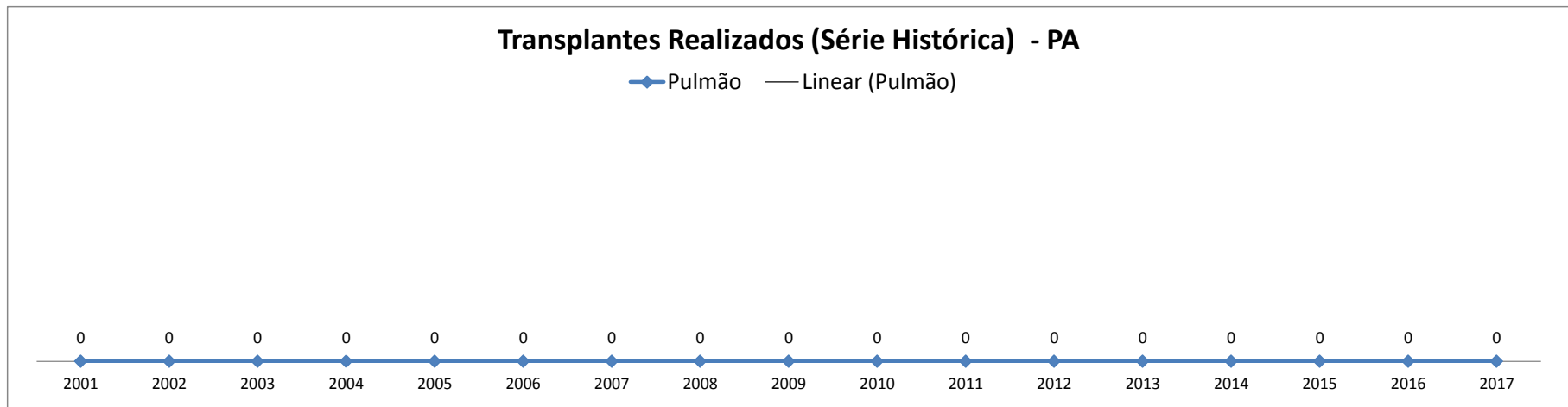
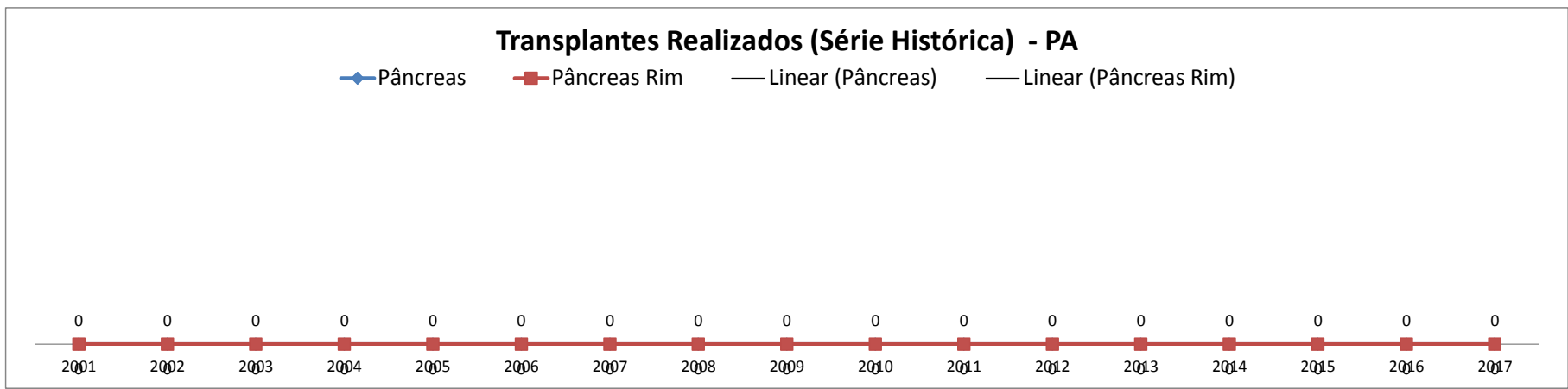
- PA

PA	2001	2002	2003	2004	2005	2006	2007	2008	2009	2010	2011	2012	2013	2014	2015	2016	2017
Coração	11	4	3	2	3	1	1	0	0	0	0	0	0	0	0	0	0
Fígado	0	0	0	0	0	0	0	0	0	0	0	0	1	0	0	0	0
Pâncreas	0	0	0	0	0	0	0	0	0	0	0	0	0	0	0	0	0
Pulmão	0	0	0	0	0	0	0	0	0	0	0	0	0	0	0	0	0
Rim	36	22	21	50	40	42	19	19	22	37	53	49	53	45	54	57	72
Pâncreas Rim	0	0	0	0	0	0	0	0	0	0	0	0	0	0	0	0	0
Total Órgãos Sólidos	47	26	24	52	43	43	20	19	22	37	53	49	54	45	54	57	72
Córnea	98	151	80	69	82	79	97	104	135	135	160	285	234	212	183	195	303
Medula Óssea	0	0	0	0	0	0	0	0	0	0	0	0	0	0	2	0	0
Total Geral	145	177	104	121	125	122	117	123	157	172	213	334	288	257	239	252	375

Fontes dos Dados: CETs - Centrais Estaduais de Transplantes/ REDOME/ TabWin



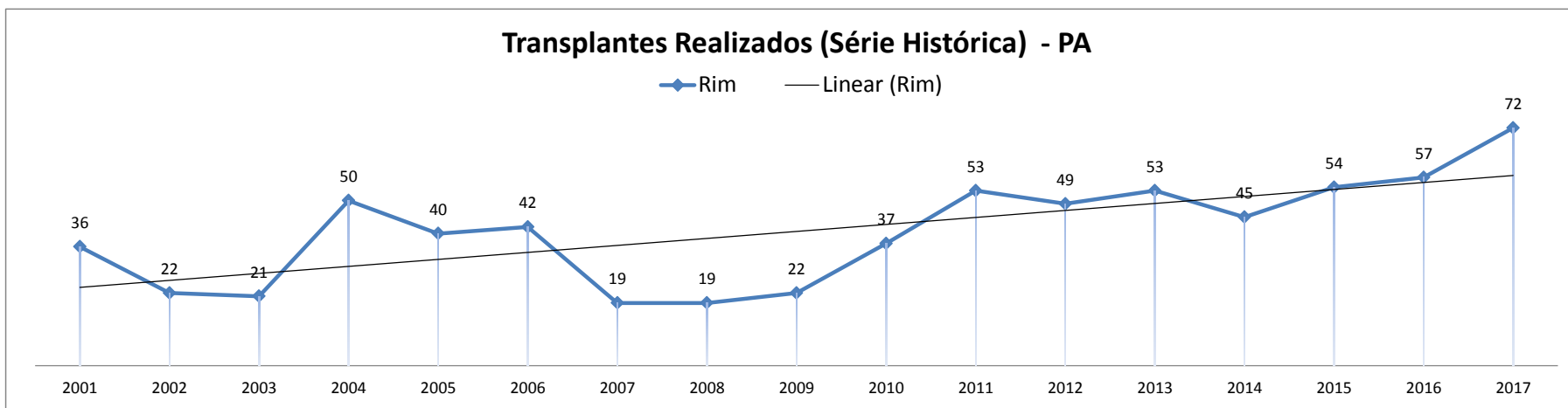
Fontes dos Dados: CETs - Centrais Estaduais de Transplantes/ REDOME/ TabWin



Fontes dos Dados: CETs - Centrais Estaduais de Transplantes/ REDOME/ TabWin

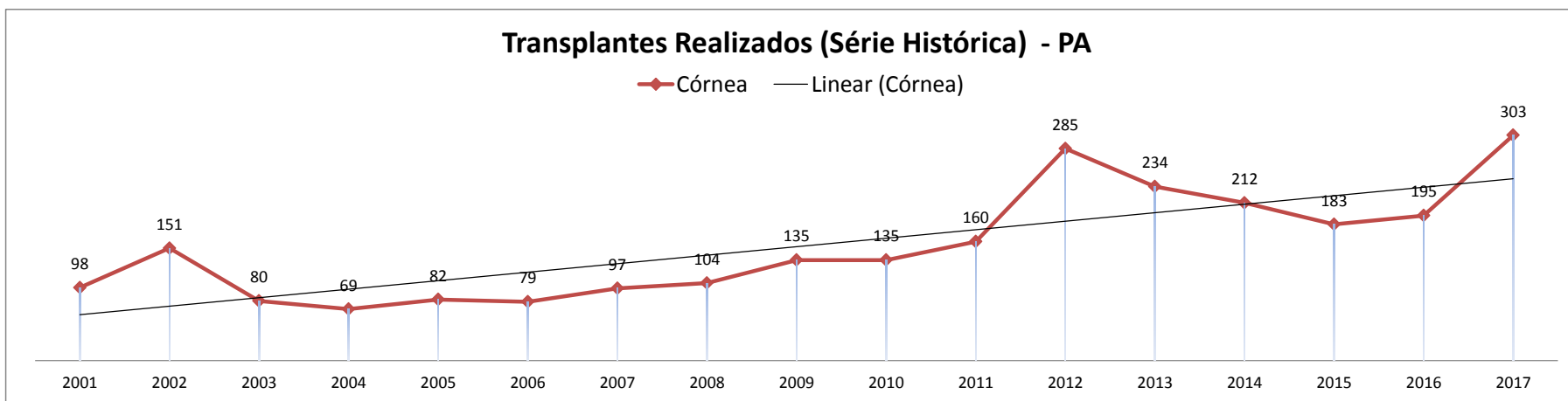
Transplantes Realizados (Série Histórica) - PA

◆ Rim — Linear (Rim)



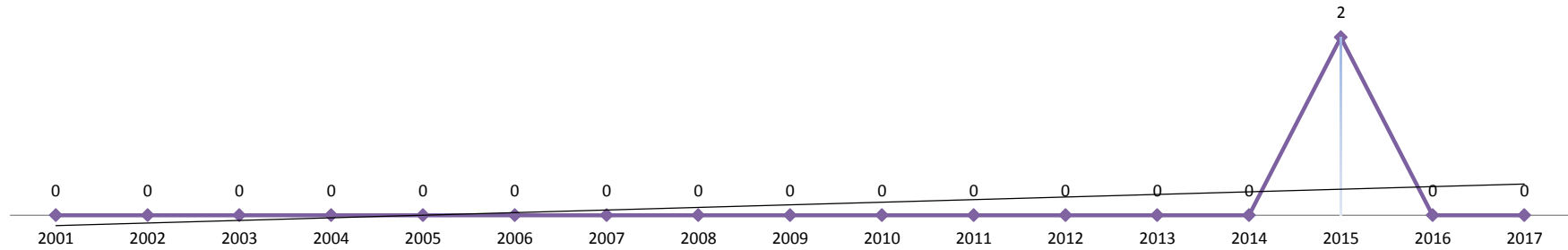
Transplantes Realizados (Série Histórica) - PA

◆ Córnea — Linear (Córnea)



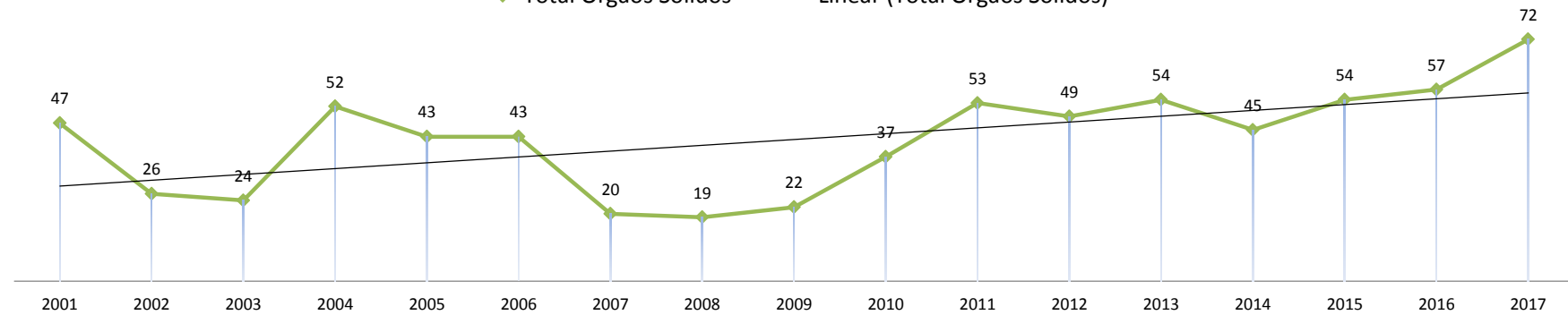
Transplantes Realizados (Série Histórica) - PA

—◆— Medula Óssea



Transplantes Realizados (Série Histórica) - PA

—◆— Total Órgãos Sólidos — Linear (Total Órgãos Sólidos)



Órgãos Sólidos: coração, fígado, rim, pulmão, pâncreas e pâncreas rim.

Fontes dos Dados: CETs - Centrais Estaduais de Transplantes/ REDOME/ TabWin