

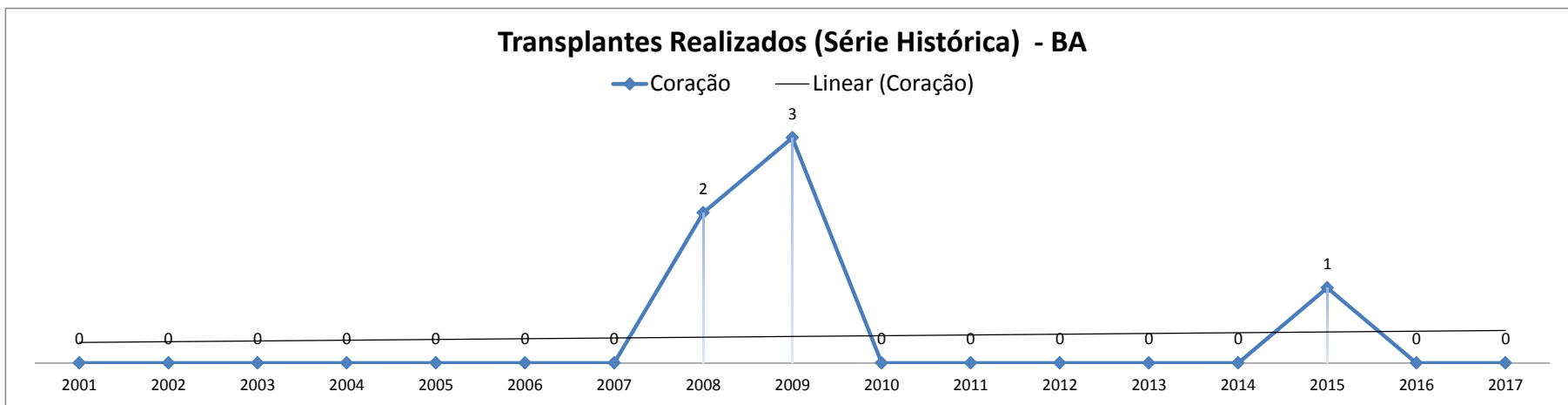
Transplantes Realizados (Série Histórica)

- BA

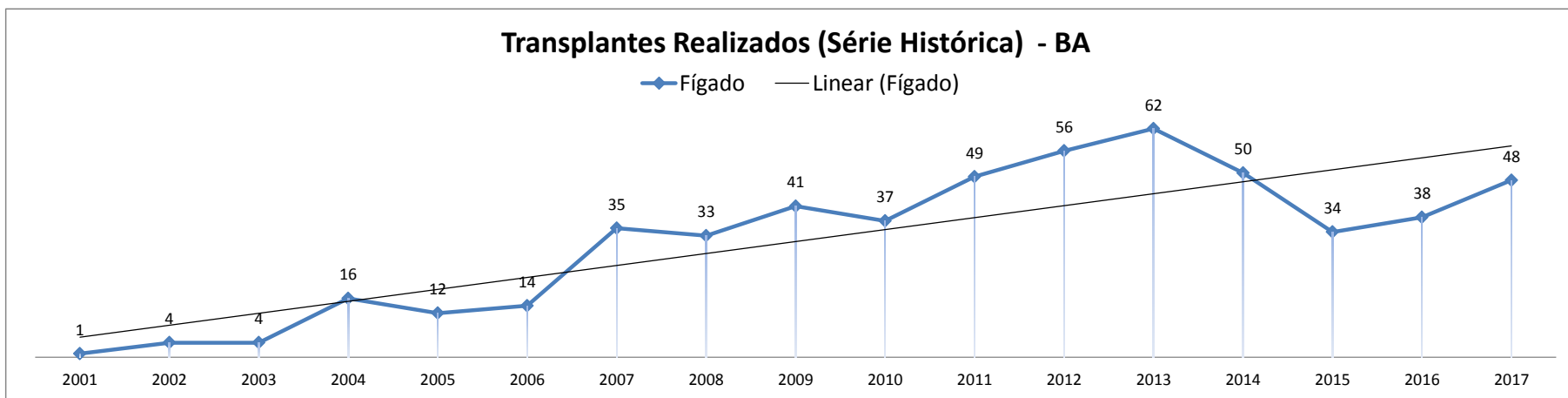
BA	2001	2002	2003	2004	2005	2006	2007	2008	2009	2010	2011	2012	2013	2014	2015	2016	2017
Coração	0	0	0	0	0	0	0	2	3	0	0	0	0	0	1	0	0
Fígado	1	4	4	16	12	14	35	33	41	37	49	56	62	50	34	38	48
Pâncreas	0	0	0	2	0	0	0	0	0	0	0	0	0	0	0	0	0
Pulmão	0	0	0	0	0	0	0	0	0	0	0	0	0	0	1	0	1
Rim	41	41	43	85	61	54	68	70	90	81	87	118	122	77	86	108	138
Pâncreas Rim	0	0	0	0	0	0	0	0	0	0	0	0	0	0	0	0	0
Total Órgãos Sólidos	42	45	47	103	73	68	103	105	134	118	136	174	184	127	122	146	187
Córnea	40	41	43	57	87	98	168	258	209	198	228	416	427	329	412	504	636
Medula Óssea	0	11	10	18	26	19	13	0	0	19	29	46	37	46	42	109	116
Total Geral	82	97	100	178	186	185	284	363	343	335	393	636	648	502	576	759	939

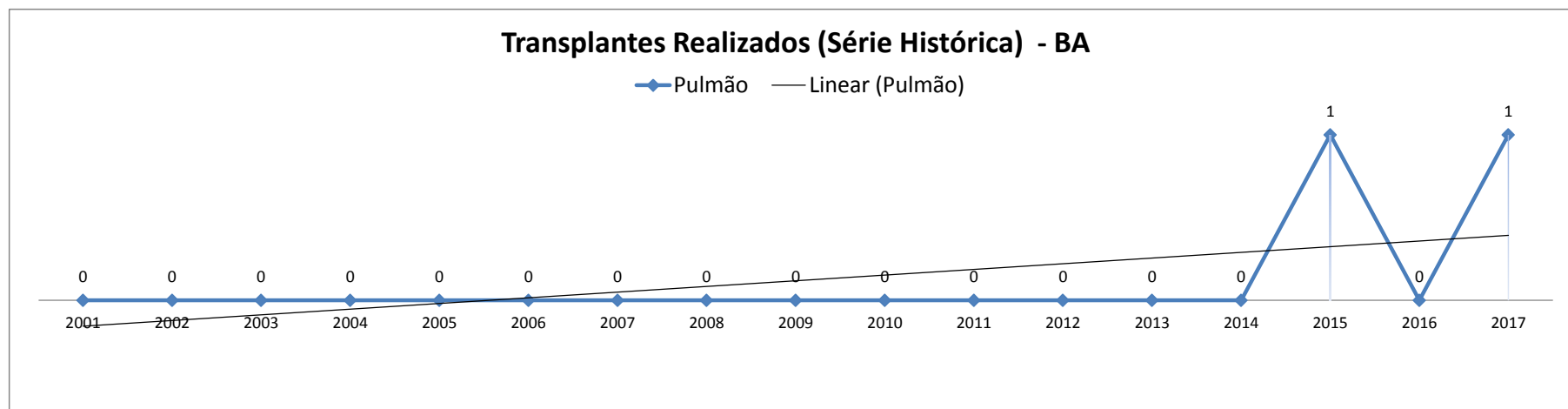
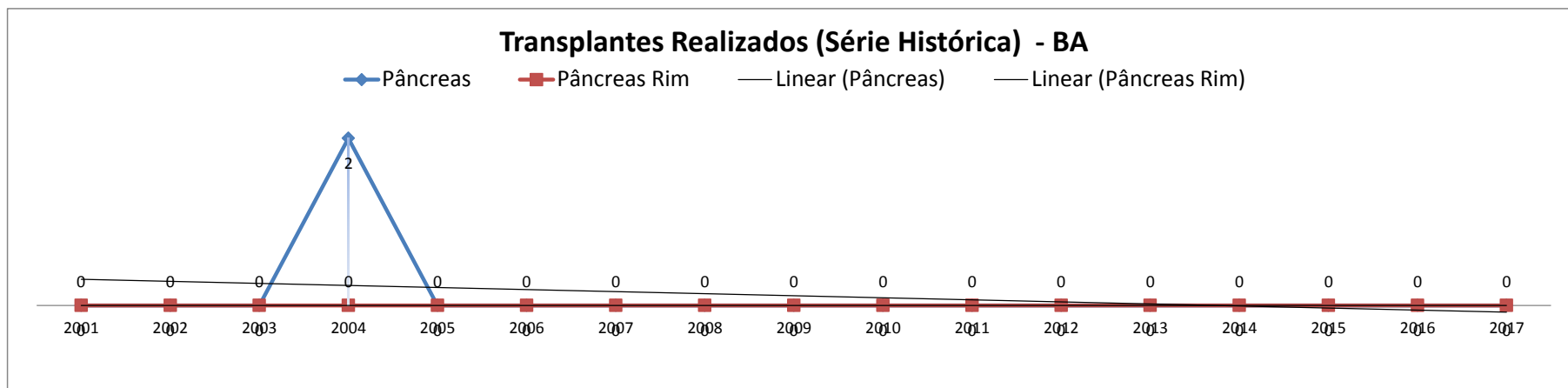
Fontes dos Dados: CETs - Centrais Estaduais de Transplantes/ REDOME/ TabWin

Transplantes Realizados (Série Histórica) - BA



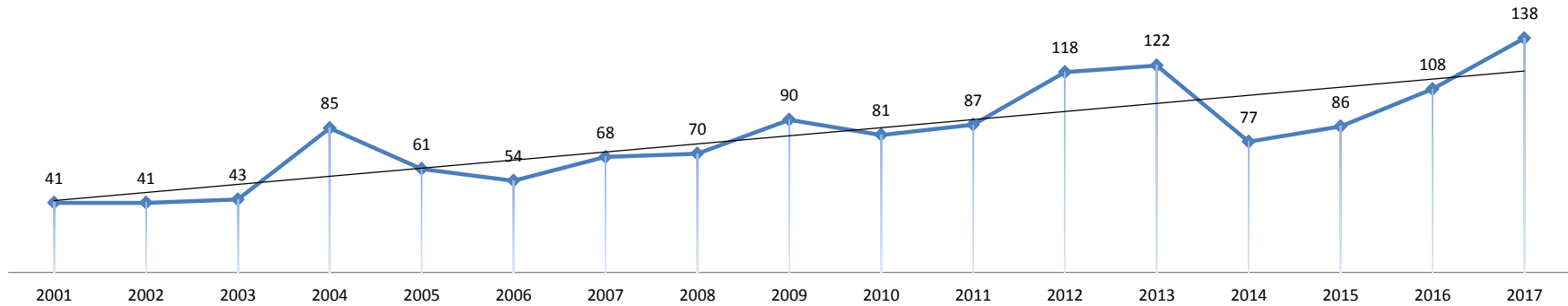
Transplantes Realizados (Série Histórica) - BA





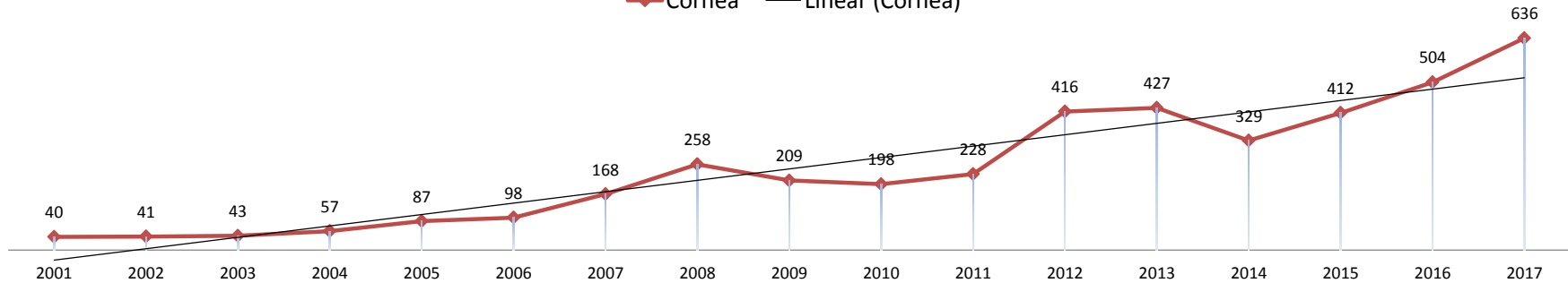
Transplantes Realizados (Série Histórica) - BA

◆ Rim — Linear (Rim)



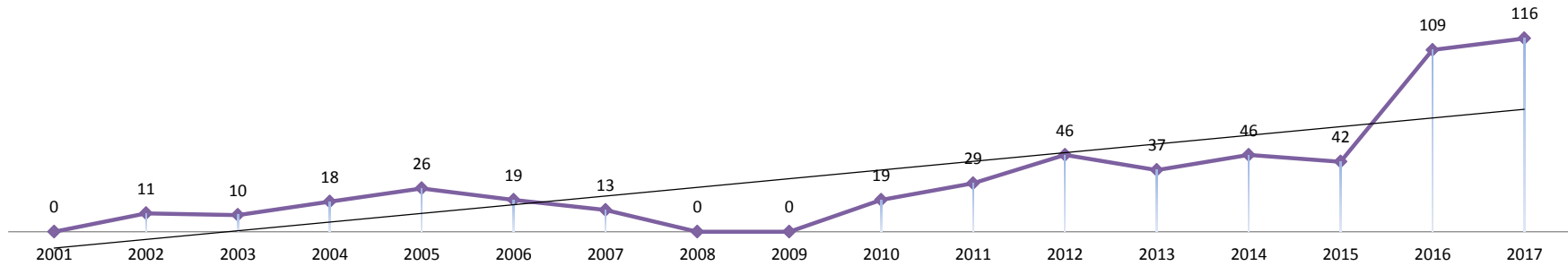
Transplantes Realizados (Série Histórica) - BA

◆ Córnea — Linear (Córnea)



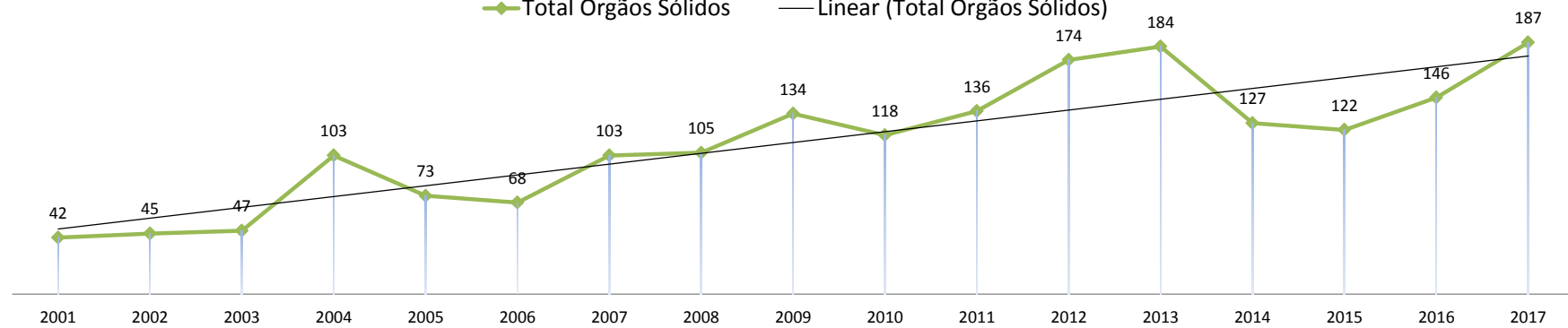
Transplantes Realizados (Série Histórica) - BA

—◆— Medula Óssea



Transplantes Realizados (Série Histórica) - BA

—◆— Total Órgãos Sólidos — Linear (Total Órgãos Sólidos)



Órgãos Sólidos: coração, fígado, rim, pulmão, pâncreas e pâncreas rim.

Fontes dos Dados: CETs - Centrais Estaduais de Transplantes/ REDOME/ TabWin